

TARGET RIFLE AUSTRALIA (LTD.)



AUSTRALIAN AUFLAGE- SUPPORTED RIFLE RULES

These Rules are supplementary to and to be read in conjunction with the current ISSF, IPC Official Statutes Rules and Regulations and Australian Supplementary Rules as endorsed by Target Rifle Australia.

These Supplementary Rules must also be read in conjunction with the Constitution of Target Rifle Australia.

Should any conflicting rules other than those appear; those contained herein shall take precedence.

**EDITION 2015 (Version 1.0)
IN FORCE AS FROM 1 Jan 2016**

RULES FOR AUFLAGE – SUPPORTED RIFLE COMPETITION

1. .177 AIR RIFLE 10 metre

1.1. Shooting Positions

Maybe contested in either of 2 positions as follows:

1.1.1. Standing.

1.1.1.1. Able bodied shooters and Juniors will adopt this position.



Figure 1

1.1.1.2. Sitting.

1.1.1.3. Disabled shooters, shooters over 70 years of age and able bodied shooters who have a medical reason not to shoot in the standing position, may adopt this position.

1.1.1.4. Shooters will sit on a stool/chair; both feet must be touching the floor.



Figure 2

1.1.1.5. Where a disabled shooter uses a wheelchair, it should be in accordance with the IPC rules for their disability category.

- 1.2. Targets will be ISSF 10 metre Air Rifle targets.
- 1.3. Match procedure as per ISSF Air Rifle events.
- 1.4. Course of fire (electronic targets and single aiming targets on target changers) is unlimited sighting shots plus 30 competition shots at 10 metres. All sighting shots must be fired during Preparation & Sighting Time prior to start of competition shots.
- 1.5. **Timings.**

- 1.5.1. Preparation & Sighting Time: 15 Minutes.
- 1.5.2. 30 Competition shots: 30 Minutes.
- 1.5.3. 60 Competition shots: 50 Minutes.

1.6. EQUIPMENT

1.6.1. Rifle

- 1.6.1.1. An Air Rifle which passes ISSF Rules maybe used.
- 1.6.1.2. The front of the stock may be modified with a wedge in the case of an angled stock.
- 1.6.1.3. The wedge cannot be longer than the original stock and must not be wider than 60 mm (stock width). (ISSF Rule 7.4.4.1.d re: the depth of the fore-end, will then not apply). Standard purchased stock wedges are allowed.



Figure 3



Figure 4

Stand

- 1.6.1.4. A stand is allowed on which to rest the rifle – it **may** be placed on the bench or on the floor but must remain within the shooters allocated bay.
- 1.6.1.5. The top of the stand **may** be made of a 25 mm round pipe, 25 mm dowel, 25 mm square flat tube or 25 mm flat material but will measure no more than 100 mm in width, will be at right angles to the stand and will not be adjustable except for height.
- 1.6.1.6. It **may** have a top surface of soft material no more than 10 mm in thickness – this is to prevent damage and scratching to the rifle stock. The surface will not be of a “gripping” material which would hold the rifle in position.
- 1.6.1.7. A bag similar to bench rest front stand is not permitted.
- 1.6.1.8. The top of the stand **may** have sides to prevent the rifle from slipping off, however these sides must be positioned such that the rifle is not gripped, held in place, or be contact with the rifle at any time during the execution of the shot.

1.6.1.9. Stands used to rest rifles during ISSF 10 m Air Rifle and 50 m 3 Position rifle events **may** be used.

1.6.1.10. Rifles must not be left resting on the stand when unattended.




Figure 5



Figure 6




Figure 7

1.7. Clothing

1.7.1. Shooting jackets and shooting gloves as described in the ISSF and Australian Supplementary rules used in 10 metre Air Rifle events are permitted but are not compulsory.

1.7.2. Shooting pants and shooting boots are not allowed.

1.8. Positions

1.8.1. The event will be shot with the competitor in a position as described in 1.1.

1.8.2. During the execution of the shot.

- 1.8.2.1. The rifle will be placed in the shoulder and maybe supported with both hands and the cheek with the fore-end resting on a Stand as defined above.
- 1.8.2.2. The non-shooting hand must be positioned **under** the rifle and between the trigger guard and the top of the stand.
- 1.8.2.3. No part of the body may come into contact with the stand/rest or the shooting bench.
- 1.8.2.4. The rifle is only allowed to be rested, and is not allowed to touch the sides of the rest.
- 1.8.2.5. If shooting in the Sitting position, both feet must be touching the floor, with the exception of disabled shooters.
- 1.8.2.6. The pellet can only be loaded when the rifle is on the rest/stand and pointing in the direction of the targets.

2. .22 Calibre 20/50/90 metre Prone or Benchrest

2.1. Maybe contested in either of 2 positions as follows.

2.1.1. Prone – In a prone (on ground) position approximating the ISSF prone position with the assistance of a forward rest for the rifle with no rear rest except for resting between shots etc if desired.

2.1.2. Sitting – Seated at a bench with the assistance of a forward rest for the rifle with no rear rest except for resting between shots etc if desired.

- 2.1.2.1. Shooters will sit on a stool/chair feet on the floor, unless disabled.
- 2.1.2.2. Where a disabled shooter uses a wheelchair, it should be in accordance with the IPC rules for their disability category.

2.2. Targets will be TRA 20/90 metre or ISSF 50 metre targets.

2.3. Match procedures as per ISSF & Australian Supplementary Rules 20/50/90 metre prone or benchrest events.

2.4. Timings

2.4.1. Electronic and Target Changing Machines.

2.4.1.1. Preparation & sighting time - 15 minutes.

2.4.1.2. 30 Competition Shots - 30 minutes.

2.4.1.3. 60 Competition Shots - 50 minutes.

2.4.2. Multi Aiming Mark Targets.

2.4.2.1. Preparation time - 10 minutes.

2.4.2.2. Unlimited sighters and 20 Competition Shots - 30 minutes.

2.5. Equipment

2.5.1. Rifles

2.5.1.1. A .22 target rifle which passes ISSF & Australian Supplementary Rules for 50 metre prone shooting may be used.

2.5.2. Stand

2.5.2.1. A stand is allowed to rest the rifle – it may be placed on the bench or on the floor.

2.5.2.2. The stand may be adjustable in height.

2.5.2.3. Any stand the same as those allowed for Air Rifle Supported can be used.

2.5.2.4. Rifles must not be left resting on the stand when unattended.

2.5.2.5. Any A-frame rest similar to those pictured may be used with up to a 25 mm radius on apex.

2.5.2.6. Bench rest style front rests may be used.




Figure 8




Figure 9

2.6. Clothing

2.6.1. Shooting jackets and shooting gloves as described in the ISSF and the Australian Supplementary Rules may be used but are not compulsory.

2.7. Position

- 2.7.1. The event will be shot with the competitor in a position as described in 2.1.
- 2.7.2. During the execution of the shot.
 - 2.7.2.1. The rifle will be placed in the shoulder and may be supported with the trigger hand, the cheek, with the fore-end resting on a stand as defined in 2.5.2.
 - 2.7.2.2. The non-shooting hand maybe positioned under the rifle between the trigger guard and the rest in a position similar to that when using a sling or may rest on the mound or table. The non-shooting hand may not be placed in front of the stand.
 - 2.7.2.3. No part of the hand, arm or body is allowed to rest on or touch the stand.
 - 2.7.2.4. Both elbows must be in contact with the mound or the bench.
 - 2.7.2.5. If shooting in the Sitting position, both feet must be touching the floor, with the exception of disabled shooters.
 - 2.7.2.6. The rifle may only be loaded when it is on the rest/stand and pointing in the direction of the target.

END OF RULES

CORRECT



INCORRECT

