



62nd Target Rifle Australia Limited NATIONAL CHAMPIONSHIPS 2024

Results Book

hosted by

Queensland Target Sports Inc.

held at

BRISBANE INTERNATIONAL SHOOTING CENTRE

1485 Old Cleveland Road,
BELMONT. QLD. 4153

Wednesday 27 March – 1 April 2024



**BRISBANE
INTERNATIONAL
SHOOTING CENTRE**



| | |
|----------------------------|--|
| TECHNICAL DELEGATE | Mr Alex Maranik – New South Wales |
| JURY OF APPEAL | Alex Maranik Bob Marshall David Wright |
| JURY/S | Troy Pretty Sandra Maranik Catherine Rashford Janelle Rossiter |
| CHIEF RANGE OFFICER | Rod Sampson, Paul Bradshaw, Alyce Gallon |
| RANGE OFFICERS | Phil Martin, Janelle Rossiter, Simon Cane Chris Karamoshos, Bob Marshall, Bob Gunner, Paul Bradshaw, Alyce Gallon. |
| ADMINISTRATION | Janelle Rossiter Rex Wigney Robyn Sampson Lauren Baehnisch |
| RESULTS | Alyce Gallon Robyn Sampson |
| TECHNICAL OFFICERS | Ray Girdlestone Paul Bradshaw |
| ANNOUNCER | Carrie Quigley Alyce Gallon |
| KITCHEN STAFF | Anne Bugden Sandra Maranik Bob Gunner Michelle Kelly |

PERPETUAL TROPHY WINNERS

| EVENT | AWARDED FOR | TROPHY | WON BY |
|--------------------------|--------------|--------------------------|---------------------|
| INDIVIDUAL | | | |
| 3 Position | Open | Bedshed Belmont Shield | Nadine Ungerank |
| Position Champion Women | Top Woman | C. Jones Trophy | Nadine Ungerank |
| Position Champion Men | Top Man | Don Tolhurst Shield | Dane Sampson |
| Air Rifle | Open | National Bank Rose Bowl | Jack Rossiter |
| Junior 50m Prone | Top Junior | Winchester Cup | Charlotte Bland |
| 50m Prone Championship | Open | Winchester Cup | Dane Sampson |
| Women's 50m Prone | Top Woman | Rex Gowland Shield | Shania Harrison-Lee |
| Women's Dual Range | Top Woman | Victoria Shield | Not contested |
| 50m Bench Rest | Open | O & K Oliver Trophy | Simon Schultz |
| Champ of State Champ 50m | Open | TRV Shield | Susannah Smith |
| Champ of State Champ 10m | Open | TRV Shield | Jack Rossiter |
| IPC SH1 Air Rifle Prone | IPC SH1 | A. Adams Memorial Trophy | Scottie Brydon |
| TEAM | | | |
| 3 Positions | Open | Legion Trophy | South Australia |
| Air Rifle | Open | S.A. Cup | South Australia |
| 50m Prone | Open | Tassie Shield | Queensland |
| 50m Prone | Junior | Queensland Shield | Not Contested |
| 50m Benchrest | Open | Benchrest Team Trophy | New South Wales |
| POSTALS | | | |
| Warren Potent 50m Prone | Open | Pennant | |
| Grahame Lawler Air Rifle | Open | Pennant | |
| Junior 50 metre | Open Juniors | Pennant/Medals | |
| 3P Interstate Postal | Open | Pennant | |
| 3P Interstate Postal | Open | Pennant | |

PROGRAMME OF EVENTS - REVISED

| Wed 27 th March | | | | |
|---|-----------------|----------------|----------------|-------|
| Practice all Ranges – Registration, Equipment Check | | | | |
| Thurs 28th | PREP & SIGHTING | MATCH START | MATCH END | RANGE |
| 3x20, 3 Positions - Open | 08:45 | 09:00 | 10:30 | 50m |
| WSPS 3 x 40 3 Positions | 08:45 | 09:00 | 11:45 | 50m |
| Final 3 Positions - Open | Report 11:30 | 12:00 | | FH |
| Final WSPS 3 Positions (If sufficient entries) | Report 12.30 | 13.00 | | FH |
| Presentations 3 Positions | | | | |
| Fri 29th | PREP & SIGHTING | MATCH START | MATCH END | RANGE |
| 10m Air Rifle Men/Women | 08:30 | 08:45 | 10:00 | 10m |
| Final Men | 10:45 | 11:15 | | FH |
| Final Women | Report 11:45 | 12:15 | | FH |
| WSPS Air Rifle Standing R1, R2, R4, VIVISVIS | 08:30 | 08:45 | 10:00 | 10m |
| Air Rifle Mixed Teams | 14:20 | 14:30 | | 10m |
| Final Air Rifle Mixed Teams | | 15:30 | | FH |
| Presentations | | | | FH |
| SAT 30th | PREP & SIGHTING | MATCH START | MATCH END | RANGE |
| 50m Prone Championship Men | 08:15 | 08:30 | 09:20 | 50m |
| 50m Prone Championship Women | 10:00 | 10:15 | 11:05 | 50m |
| WSPS 50m Prone R6, R9 | 10:00 | 10:15 | 11:05 | 50m |
| Air Rifle Supported | 12:00 | 12:15 | | 10m |
| Open Air Rifle Championship | 14:00 | 14:15 | 15:30 | 10m |
| Final Open Air Rifle | 16:00 | 16:30 | | FH |
| Presentations | | | | FH |
| SUNDAY 31st | PREP & SIGHTING | MATCH START | MATCH END | RANGE |
| TRA Benchrest Day 1 (Open & Graded) | | 08:30 10:15 | 09:45 11:30 | 50m |
| Jim Smith Match Day 1 (Open & Graded) | | 12:00 | 13:15 | 50m |
| WSPS Air Rifle Prone R3, R5 | 09:30 | 09:45 | 10:45 | 10m |
| Presentations | | | | |
| SOCIAL EVENING | | 17:00 | Club House | |
| MONDAY 1 ST April | PREP & SIGHTING | MATCH START | MATCH END | RANGE |
| Jim Smith Match Day 2 | | 08:30 | 09:45 | 50m |
| 50m Benchrest Day 2 | | 10:30 12:00 | 11:45 13:15 | 50m |
| Final Awards and Presentations ASAP | | | | FH |



TRA ISSF National Championships 2024

RESULTS

50m RIFLE 3 POSITIONS OPEN

Qualification

Brisbane

THU 28 MAR 2024, START TIME 09:00



| Rank | FP | Bib No | Name | Nat | Team | Position | Series | | Sub Total | Total | Remarks |
|------|------|-------------------|------|----------|------|----------|--------|----|-----------|---------|---------|
| | | | | | | | 1 | 2 | | | |
| 33 | 2010 | UNGERANK Nadine | AUT | | | Kneeling | 100 | 98 | 198 | 583-28x | Q |
| | | | | | | Prone | 97 | 97 | 194 | | |
| | | | | | | Standing | 95 | 96 | 191 | | |
| 31 | 2011 | SAMPSON Dane | QLD | QLD OPEN | | Kneeling | 97 | 98 | 195 | 580-31x | Q |
| | | | | | | Prone | 100 | 98 | 198 | | |
| | | | | | | Standing | 95 | 92 | 187 | | |
| 34 | 2026 | ROSSITER Jack | SA | SA OPEN | | Kneeling | 96 | 94 | 190 | 575-25x | Q |
| | | | | | | Prone | 96 | 99 | 195 | | |
| | | | | | | Standing | 98 | 92 | 190 | | |
| 28 | 2041 | EYLANDER Matilda | SA | SA OPEN | | Kneeling | 94 | 93 | 187 | 570-18x | Q |
| | | | | | | Prone | 94 | 98 | 192 | | |
| | | | | | | Standing | 94 | 97 | 191 | | |
| 37 | 2038 | CARTWRIGHT Olivia | VIC | VIC OPEN | | Kneeling | 91 | 93 | 184 | 566-11x | Q |
| | | | | | | Prone | 95 | 98 | 193 | | |
| | | | | | | Standing | 93 | 96 | 189 | | |
| 29 | 2015 | CANE James | QLD | | | Kneeling | 94 | 98 | 192 | 562-14x | Q |
| | | | | | | Prone | 94 | 95 | 189 | | |
| | | | | | | Standing | 91 | 90 | 181 | | |
| 38 | 2013 | CANE Emily | QLD | | | Kneeling | 92 | 89 | 181 | 560-11x | Q |
| | | | | | | Prone | 98 | 92 | 190 | | |
| | | | | | | Standing | 97 | 92 | 189 | | |
| 36 | 2017 | BLAND Charlotte | SA | | | Kneeling | 94 | 88 | 182 | 559-14x | Q |
| | | | | | | Prone | 96 | 95 | 191 | | |
| | | | | | | Standing | 92 | 94 | 186 | | |
| 35 | 2036 | STEY Savanna | QLD | QLD OPEN | | Kneeling | 90 | 91 | 181 | 557-11x | |
| | | | | | | Prone | 96 | 94 | 190 | | |
| | | | | | | Standing | 92 | 94 | 186 | | |
| 30 | 2039 | YOUNG Jadelyn | NSW | | | Kneeling | 87 | 89 | 176 | 544-11x | |
| | | | | | | Prone | 96 | 97 | 193 | | |
| | | | | | | Standing | 87 | 88 | 175 | | |
| 32 | 2026 | LOTT Chris | VIC | VIC OPEN | | Kneeling | 91 | 86 | 177 | 531-11x | |
| | | | | | | Prone | 96 | 96 | 192 | | |
| | | | | | | Standing | 80 | 82 | 162 | | |

Protest Date / Time:

Summary

Number of athletes on this list: 11; Total number of athletes: 11; Total number of teams: 0

Legend

| | | | | | |
|--------|---------------|----|--------------|-----|--------|
| Bib No | Bib Number | FP | Firing Point | Nat | Nation |
| Q | Qualification | | | | |

92DE8228

Version of 28 MAR 2024, 10:25

Q200000IA2803240900.1.R3POPEN.0.001.pdf

7C98 1

Page 1 of 1



OFFICIAL ISSF RESULTS PROVIDER



TRA ISSF National Championships 2024

FINAL RESULTS

50m RIFLE 3 POSITIONS OPEN



Brisbane
THU 28 MAR 2024, START TIME 12:00

| Rk | Bib No | Name | Nat | Kn | Pr | Standing - Elimination | | | | | Total | Remarks |
|----|--------|----------------------|-----|--------------------------------------|--------------------------------------|------------------------------|----------------------|----------------------|----------------------|----------------------|----------------------|---------|
| 1 | 2010 | UNGERANK Nadine | AUT | 152.0 50.1 51.1 50.8 | 307.4 52.1 51.3 52.0 | 405.8 47.4 51.0 | 415.9 10.1 | 425.7 9.8 | 436.1 10.4 | 446.1 10.0 | 455.6 9.5 | |
| 2 | 2011 | SAMPSON Dane | QLD | 151.4 51.1 49.9 50.4 | 305.0 52.5 50.8 50.3 | 403.1 49.2 48.9 | 413.5 10.4 | 423.6 10.1 | 433.9 10.3 | 444.2 10.3 | 454.6 10.4 | |
| 3 | 2026 | ROSSITER Jack | SA | 151.3 50.1 50.9 50.3 | 304.8 51.4 51.4 50.7 | 404.9 51.1 49.0 | 413.9 9.0 | 423.5 9.6 | 433.7 10.2 | 443.0 9.3 | | |
| 4 | 2038 | CARTWRIGHT Olivia | VIC | 150.0 48.8 50.7 50.5 | 299.7 50.2 50.6 48.9 | 400.5 50.6 50.2 | 410.6 10.1 | 419.3 8.7 | 429.0 9.7 | | | |
| 5 | 2041 | EYLANDER Matilda | SA | 146.3 46.3 48.9 51.1 | 299.6 51.3 52.1 49.9 | 396.2 48.5 48.1 | 406.5 10.3 | 416.0 9.5 | | | | |
| 6 | 2017 | BLAND Charlotte | SA | 144.5 50.3 47.8 46.4 | 294.3 49.4 49.3 51.1 | 391.8 49.5 48.0 | 402.0 10.2 | | | | | |
| 7 | 2015 | CANE James | QLD | 140.0 48.0 46.7 45.3 | 290.9 49.6 51.0 50.3 | 390.4 49.0 50.5 | | | | | | |
| 8 | 2013 | CANE Emily | QLD | 145.9 46.4 50.3 49.2 | 288.8 43.6 49.8 49.5 | 387.6 51.0 47.8 | | | | | | |

Note
Please note that there are records equally achieved by several athletes and only the first to set the record is shown.
Refer to the Records list on ISSF website: www.issf-sports.org

Legend A6111089

| | | | | | |
|--------|------------|----|---------------|-----|--------|
| Bib No | Bib Number | Kn | Kneeling Rank | Nat | Nation |
| Pr | Prone | Rk | | | |

Version of 28 MAR 2024, 13:46 F2000001A2803241200.1.R3POPEN.0.001.pdf 7C98 1 Page 1 of 1





TRA ISSF National Championships 2024
RESULTS
50m RIFLE 3 POSITIONS OPEN
Junior
Brisbane
THU 28 MAR 2024, START TIME 09:00



| FP | Bib No | Name | Nat | Team | Position | Series | | Sub Total | Total | Remarks |
|----|--------|-------------------|-----|----------|----------|--------|----|-----------|----------------|---------|
| | | | | | | 1 | 2 | | | |
| 28 | 2041 | EYLANDER Matilda | SA | SA OPEN | Kneeling | 94 | 93 | 187 | 570-18x | Q |
| | | | | | Prone | 94 | 98 | 192 | | |
| | | | | | Standing | 94 | 97 | 191 | | |
| 37 | 2038 | CARTWRIGHT Olivia | VIC | VIC OPEN | Kneeling | 91 | 93 | 184 | 566-11x | Q |
| | | | | | Prone | 95 | 98 | 193 | | |
| | | | | | Standing | 93 | 96 | 189 | | |
| 29 | 2015 | CANE James | QLD | | Kneeling | 94 | 98 | 192 | 562-14x | Q |
| | | | | | Prone | 94 | 95 | 189 | | |
| | | | | | Standing | 91 | 90 | 181 | | |
| 38 | 2013 | CANE Emily | QLD | | Kneeling | 92 | 89 | 181 | 560-11x | Q |
| | | | | | Prone | 98 | 92 | 190 | | |
| | | | | | Standing | 97 | 92 | 189 | | |
| 36 | 2017 | BLAND Charlotte | SA | | Kneeling | 94 | 88 | 182 | 559-14x | Q |
| | | | | | Prone | 96 | 95 | 191 | | |
| | | | | | Standing | 92 | 94 | 186 | | |
| 30 | 2039 | YOUNG Jadelyn | NSW | | Kneeling | 87 | 89 | 176 | 544-11x | |
| | | | | | Prone | 96 | 97 | 193 | | |
| | | | | | Standing | 87 | 88 | 175 | | |

Protest Date / Time:

Summary

Number of athletes on this list: 6; Total number of athletes: 11; Total number of teams: 0

Legend

Bib No Bib Number FP Firing Point Nat Nation
 Q Qualification

44B43290

Version of 28 MAR 2024, 10:26

Q200000IA2803240900.20.R3POPEN.0.001.pdf

7C98

1

Page 1 of 1



PERFORMANCE SERIES



BRISBANE INTERNATIONAL SHOOTING CENTRE



SIUS OFFICIAL ISSF RESULTS PROVIDER



OFFICIAL ISSF RESULTS PROVIDER



TRA National Championships 2024
BRISBANE INTERNATIONAL SHOOTING CENTRE
3 Positions State Teams - Open
RESULTS

THURSDAY 27 March 2024



| Rank | Bib No | Name | State | Position | Series | | Sub Total | Total | Team Total |
|------------------------|--------|-------------------|-------|----------|--------|----|-----------|--------|------------|
| | | | | | 1 | 2 | | | |
| SOUTH AUSTRALIA | | | | | | | | | |
| 2 | 2026 | ROSSITER Jack | SA | Kneeling | 96 | 94 | 190 | 575.25 | |
| | | | | Prone | 96 | 99 | 195 | | |
| | | | | Standing | 98 | 92 | 190 | | |
| | 2041 | EYLANDER Matilda | SA | Kneeling | 94 | 93 | 187 | 570.18 | 1145.43 |
| | | | | Prone | 94 | 98 | 192 | | |
| | | | | Standing | 94 | 97 | 191 | | |
| QUEENSLAND | | | | | | | | | |
| 1 | 2011 | SAMPSON Dane | QLD | Kneeling | 97 | 98 | 195 | 580.31 | |
| | | | | Prone | 100 | 98 | 198 | | |
| | | | | Standing | 95 | 92 | 187 | | |
| | 2036 | STEY Savanna | QLD | Kneeling | 90 | 91 | 181 | 557.11 | 1137.42 |
| | | | | Prone | 96 | 94 | 190 | | |
| | | | | Standing | 92 | 94 | 186 | | |
| 3 VICTORIA | | | | | | | | | |
| | 2028 | LOTT Chris | VIC | Kneeling | 91 | 86 | 177 | 531.11 | |
| | | | | Prone | 96 | 96 | 192 | | |
| | | | | Standing | 80 | 82 | 162 | | |
| | 2038 | CARTWRIGHT Olivia | VIC | Kneeling | 91 | 93 | 184 | 566.11 | 1097.22 |
| | | | | Prone | 95 | 98 | 193 | | |
| | | | | Standing | 93 | 96 | 189 | | |





TRA National Championships 2024
BRISBANE INTERNATIONAL SHOOTING CENTRE
3 Positions State Teams - Junior
RESULTS

THURSDAY 27 March 2024



| Rank | Bib No | Name | State | Position | Series | | Sub Total | Total | Team Total |
|------------------------|--------|------------------|-------|----------|--------|----|-----------|--------|------------|
| | | | | | 1 | 2 | | | |
| SOUTH AUSTRALIA | | | | | | | | | |
| 1 | 2017 | BLAND Charlotte | SA | Kneeling | 94 | 88 | 182 | 559.14 | |
| | | | | Prone | 96 | 95 | 191 | | |
| | | | | Standing | 92 | 94 | 186 | | |
| | 2041 | EYLANDER Matilda | SA | Kneeling | 94 | 93 | 187 | 570.18 | 1129.32 |
| | | | | Prone | 94 | 98 | 192 | | |
| | | | | Standing | 94 | 97 | 191 | | |
| QUEENSLAND | | | | | | | | | |
| 2 | 2013 | CANE Emily | QLD | Kneeling | 92 | 89 | 181 | 560.11 | |
| | | | | Prone | 98 | 92 | 190 | | |
| | | | | Standing | 97 | 92 | 189 | | |
| | 2015 | CANE James | QLD | Kneeling | 94 | 98 | 192 | 562.14 | 1122.25 |
| | | | | Prone | 94 | 95 | 189 | | |
| | | | | Standing | 91 | 90 | 181 | | |



PERFORMANCE SERIES



BRISBANE INTERNATIONAL SHOOTING CENTRE



OFFICIAL ISSF RESULTS PROVIDER



TRA ISSF National Championships 2024

RESULTS

WSPS 3 POSITIONS OPEN

Qualification

Brisbane

THU 28 MAR 2024, START TIME 09:00



| Rank | FP | Bib No | Name | Nat | Position | Series | | | | Sub Total | Total | Remarks |
|------|------|---------------|------|----------|----------|--------|----|----|-----|-----------|-------|---------|
| | | | | | | 1 | 2 | 3 | 4 | | | |
| 45 | 2037 | SMITH Natalie | QLD | Kneeling | 95 | 95 | 93 | 93 | 376 | 1131-31x | Q | |
| | | | | | Prone | 99 | 97 | 96 | 98 | | | 390 |
| | | | | | Standing | 88 | 94 | 96 | 87 | | | 365 |
| 43 | 2004 | RAMSAY Dennis | VIC | Kneeling | 90 | 80 | 85 | 88 | 343 | 939- 5x | Q | |
| | | | | | Prone | 89 | 92 | 78 | 78 | | | 337 |
| | | | | | Standing | 68 | 61 | 69 | 61 | | | 259 |
| 41 | 2005 | BATTYE Aaron | VIC | Kneeling | 70 | 84 | 81 | 85 | 320 | 814- 6x | Q | |
| | | | | | Prone | 89 | 89 | 87 | 84 | | | 349 |
| | | | | | Standing | 38 | 33 | 45 | 29 | | | 145 |

Protest Date / Time:

Summary

Number of athletes on this list: 3; Total number of athletes: 3

Legend

Bib No Bib Number FP Firing Point Nat Nation
 Q Qualification

A8AF3374

Version of 28 MAR 2024, 11:26

Q200000IA2803240900.1.WSPS3X40Open.0.001.pdf

7C98

2

Page 1 of 1



OFFICIAL ISSF RESULTS PROVIDER



TRA ISSF National Championships 2024

RESULTS

10m AIR RIFLE MEN

Qualification

Brisbane

FRI 29 MAR 2024, START TIME 08:45



| Rank | FP | Bib No | Name | Nat | Series | | | | | | Total | Remarks |
|------|------|-----------------|------|-------|--------|-------|-------|-------|-------|--------------|-------|---------|
| | | | | | 1 | 2 | 3 | 4 | 5 | 6 | | |
| 32 | 2011 | SAMPSON Dane | QLD | 105.2 | 105.0 | 105.0 | 103.7 | 103.0 | 104.8 | 626.7 | Q | |
| 38 | 2026 | ROSSITER Jack | SA | 102.9 | 104.0 | 104.1 | 104.3 | 102.4 | 105.4 | 623.1 | Q | |
| 37 | 2015 | CANE James | QLD | 101.4 | 102.3 | 101.5 | 103.7 | 103.7 | 100.6 | 613.2 | Q | |
| 35 | 2040 | LI Lucas | QLD | 99.7 | 101.8 | 99.2 | 100.4 | 103.6 | 103.5 | 608.2 | Q | |
| 39 | 2020 | CHEN Kevin | QLD | 98.2 | 100.2 | 99.3 | 97.8 | 96.0 | 94.2 | 585.7 | Q | |
| 33 | 2032 | POLETTO Anthony | QLD | 96.9 | 96.1 | 98.6 | 95.9 | 98.2 | 97.3 | 583.0 | Q | |
| 34 | 2028 | LOTT Chris | VIC | 96.9 | 95.6 | 99.7 | 91.9 | 94.0 | 97.3 | 575.4 | Q | |
| 31 | 2058 | PANDEY Arthur | QLD | 89.1 | 95.7 | 96.1 | 94.7 | 97.7 | 88.8 | 562.1 | Q | |
| 36 | 2030 | LAWLER Andrew | NSW | 93.3 | 91.1 | 98.6 | 91.3 | 92.4 | 86.1 | 552.8 | | |
| 40 | 2018 | BLAND Connor | SA | 90.1 | 85.9 | 90.6 | 90.6 | 89.1 | 93.3 | 539.6 | | |
| 41 | 2052 | PARSHOTAM Jai | QLD | 87.2 | 81.4 | 80.0 | 92.8 | 82.7 | 82.6 | 506.7 | | |

Protest Date / Time:

Summary

Number of athletes on this list: 11; Total number of athletes: 11

Legend

| | | | | | |
|--------|---------------|----|--------------|-----|--------|
| Bib No | Bib Number | FP | Firing Point | Nat | Nation |
| Q | Qualification | | | | |

F45A9736

Version of 29 MAR 2024, 09:57

Q100000IA2903240845.1.ARM.0.001.pdf

7C98 3

Page 1 of 1



OFFICIAL ISSF RESULTS PROVIDER



TRA ISSF National Championships 2024 FINAL RESULTS 10m AIR RIFLE MEN



Brisbane
FRI 29 MAR 2024, START TIME 11:15

| Rk | Bib No | Name | Nat | 1st Comp. Stage | 2nd Competition Stage - Elimination | | | | | | | | Total | Remarks |
|----|--------|--------------------|-----|---|--|--|--|--|--|--|--|--------------|-------|---------|
| 1 | 2011 | SAMPSON Dane | QLD | 52.0 10.7 10.7 10.0 10.3 10.3 | 104.8 10.6 10.8 10.4 10.2 10.8 | 126.4 10.7 10.9 10.5 10.3 | 147.6 10.7 10.5 10.8 10.7 | 169.2 10.8 10.8 10.5 10.7 | 190.4 10.5 10.6 10.8 10.8 | 211.8 10.6 10.6 10.2 10.6 | 232.0 10.6 10.6 10.2 10.5 | 252.7 | | |
| 2 | 2026 | ROSSITER Jack | SA | 52.1 10.4 10.5 10.7 10.1 10.4 | 103.7 10.4 9.9 10.6 10.3 10.4 | 124.8 10.6 10.5 10.8 10.5 10.4 | 145.9 10.5 10.6 10.3 10.4 | 166.5 10.5 10.3 10.4 | 187.5 10.6 10.4 10.6 | 209.0 10.9 10.6 10.6 | 229.8 10.2 10.2 10.5 | 251.1 | | |
| 3 | 2015 | CANE James | QLD | 52.2 10.3 10.9 10.0 10.6 10.4 | 102.7 10.3 9.6 10.5 10.4 9.7 | 123.0 10.5 9.8 10.1 | 142.5 9.4 10.1 10.3 | 163.6 10.8 10.5 10.8 | 184.3 10.2 10.4 10.8 | 205.5 10.4 10.4 | | 226.1 | | |
| 4 | 2040 | LI Lucas | QLD | 48.7 10.5 10.1 8.9 10.4 8.8 | 98.2 9.8 10.0 10.4 9.2 10.1 | 117.7 8.7 10.8 10.8 10.4 | 137.4 10.7 9.0 9.9 10.4 | 157.3 10.0 9.9 10.4 | 177.4 9.7 10.6 10.4 | | | 195.8 | | |
| 5 | 2032 | POLETTA Anthony | QLD | 47.5 8.1 10.3 9.6 10.0 9.5 | 96.4 9.0 10.5 10.1 8.9 10.4 | 117.0 10.7 9.9 9.8 | 137.5 10.7 9.8 9.6 | 157.0 9.9 10.4 | | | | 177.2 | | |
| 6 | 2020 | CHEN Kevin | QLD | 47.6 9.3 9.5 8.7 10.0 10.1 | 94.3 8.8 10.6 10.7 7.9 8.7 | 114.6 10.7 9.6 10.0 | 134.3 9.7 8.7 10.0 | | | | | 151.8 | | |
| 7 | 2028 | LOTT Chris | VIC | 46.8 9.8 10.3 6.6 9.4 10.7 | 93.2 10.3 8.3 9.7 9.2 8.9 | 112.7 10.1 9.4 9.3 | | | | | | 131.6 | | |
| 8 | 2058 | PANDEY Arthur | QLD | 48.0 10.5 8.7 9.8 9.7 9.3 | 93.0 9.2 9.4 7.1 9.1 10.2 | | | | | | | 112.6 | | |

Note
Please note that there are records equally achieved by several athletes and only the first to set the record is shown.
Refer to the Records list on ISSF website: www.issf-sports.org



PERFORMANCE SERIES



BRISBANE INTERNATIONAL SHOOTING CENTRE



SIUS OFFICIAL ISSF RESULTS PROVIDER





TRA ISSF National Championships 2024

RESULTS

10m AIR RIFLE WOMEN

Qualification

Brisbane

FRI 29 MAR 2024, START TIME 08:45



| Rank | FP | Bib No | Name | Nat | Series | | | | | | Total | Remarks |
|------|----|--------|---------------------|-----|--------|-------|-------|-------|-------|-------|-------|---------|
| | | | | | 1 | 2 | 3 | 4 | 5 | 6 | | |
| 1 | 20 | 2038 | CARTWRIGHT Olivia | VIC | 101.8 | 102.9 | 104.7 | 104.1 | 103.4 | 104.9 | 621.8 | Q |
| 2 | 19 | 2013 | CANE Emily | QLD | 102.3 | 103.4 | 101.4 | 103.8 | 105.1 | 103.5 | 619.5 | Q |
| 3 | 25 | 2010 | UNGERANK Nadine | AUT | 101.5 | 104.1 | 104.2 | 103.5 | 102.3 | 103.8 | 619.4 | Q |
| 4 | 17 | 2017 | BLAND Charlotte | SA | 102.5 | 103.2 | 103.1 | 102.7 | 103.4 | 103.6 | 618.5 | Q |
| 5 | 22 | 2036 | STEY Savanna | QLD | 102.4 | 99.4 | 102.5 | 102.4 | 103.8 | 100.9 | 611.4 | Q |
| 6 | 16 | 2039 | YOUNG Jadelyn | NSW | 101.2 | 103.0 | 103.1 | 103.0 | 99.9 | 101.1 | 611.3 | Q |
| 7 | 26 | 2041 | EYLANDER Matilda | SA | 101.4 | 102.5 | 98.3 | 102.1 | 101.1 | 101.7 | 607.1 | Q |
| 8 | 27 | 2051 | YOUNG Darcee | VIC | 99.0 | 103.6 | 100.3 | 99.4 | 100.5 | 100.0 | 602.8 | Q |
| 9 | 24 | 2029 | WANG Angie | SA | 100.7 | 100.7 | 101.0 | 98.5 | 103.1 | 98.1 | 602.1 | |
| 10 | 21 | 2035 | FORSYTH Matilda | NSW | 94.4 | 98.9 | 99.2 | 99.1 | 99.8 | 102.1 | 593.5 | |
| 11 | 28 | 2002 | HARRISON-LEE Shania | NZL | 93.6 | 92.2 | 96.2 | 95.2 | 99.2 | 96.7 | 573.1 | |
| 12 | 18 | 2031 | LAWLER Elizabeth | NSW | 95.0 | 96.9 | 93.8 | 94.1 | 92.7 | 92.1 | 564.6 | |
| 13 | 23 | 2060 | YOUNG Ruby | NSW | 92.8 | 91.4 | 91.1 | 94.6 | 95.5 | 98.2 | 563.6 | |

Protest Date / Time:

Summary

Number of athletes on this list: 13; Total number of athletes: 13

Legend

EFE0CC62

| | | | | | |
|--------|---------------|----|--------------|-----|--------|
| Bib No | Bib Number | FP | Firing Point | Nat | Nation |
| Q | Qualification | | | | |

Version of 29 MAR 2024, 09:58

Q0000001A2903240845.1.ARW.0.001.pdf

7C98

4

Page 1 of 1



OFFICIAL ISSF RESULTS PROVIDER



TRA ISSF National Championships 2024

FINAL RESULTS

10m AIR RIFLE WOMEN



Brisbane
FRI 29 MAR 2024, START TIME 12:15

| Rk | Bib No | Name | Nat | 1st Comp. Stage | 2nd Competition Stage - Elimination | | | | | | | | Total | Remarks | | |
|----|--------|-------------------|-----|-------------------|--|------|------|------|------|------|------|------|-------|--------------|--------------|----------------------|
| 1 | 2017 | BLAND Charlotte | SA | 51.0 102.5 | 123.5 144.9 166.0 186.8 207.8 228.9 | 9.8 | 10.5 | 10.5 | 10.7 | 10.5 | 9.9 | 10.3 | 10.6 | 10.0 | 249.1 | S-off: 10.7+ 10.4 |
| | | | | | | 10.0 | 10.3 | 10.5 | 10.7 | 10.6 | 10.9 | 10.7 | 10.5 | 10.2 | | |
| | | | | | | 10.8 | 10.3 | | | | | | | | | |
| | | | | | | 9.9 | 10.1 | | | | | | | | | |
| | | | | | | 10.5 | 10.3 | | | | | | | | | |
| 2 | 2013 | CANE Emily | QLD | 52.7 104.7 | 125.1 146.2 167.2 187.9 208.8 229.6 | 10.4 | 10.6 | 10.4 | 10.7 | 10.5 | 10.6 | 10.3 | 10.8 | 9.4 | 249.1 | S-off: 10.7+9.8 |
| | | | | | | 10.6 | 9.9 | 10.0 | 10.4 | 10.5 | 10.1 | 10.6 | 10.0 | 10.1 | | |
| | | | | | | 10.8 | 10.5 | | | | | | | | | |
| | | | | | | 10.3 | 10.5 | | | | | | | | | |
| | | | | | | 10.6 | 10.5 | | | | | | | | | |
| 3 | 2010 | UNGERANK Nadine | AUT | 52.3 103.8 | 124.5 145.3 166.2 187.2 208.4 | 10.4 | 10.1 | 10.1 | 10.5 | 10.2 | 10.6 | 10.7 | 10.0 | 228.8 | | |
| | | | | | | 10.6 | 10.1 | 10.6 | 10.3 | 10.7 | 10.4 | 10.5 | 10.4 | | | |
| | | | | | | 10.8 | 9.9 | | | | | | | | | |
| | | | | | | 9.9 | 10.7 | | | | | | | | | |
| | | | | | | 10.6 | 10.7 | | | | | | | | | |
| 4 | 2041 | EYLANDER Matilda | SA | 51.5 103.6 | 124.1 144.1 164.6 184.6 | 10.2 | 10.7 | 10.3 | 9.3 | 10.5 | 10.6 | 10.6 | 10.8 | 205.7 | | |
| | | | | | | 10.0 | 10.8 | 10.2 | 10.7 | 10.0 | 9.4 | 10.5 | 10.5 | | | |
| | | | | | | 10.9 | 10.4 | | | | | | | | | |
| | | | | | | 9.9 | 10.2 | | | | | | | | | |
| | | | | | | 10.5 | 10.0 | | | | | | | | | |
| 5 | 2038 | CARTWRIGHT Olivia | VIC | 50.5 102.3 | 122.1 142.1 162.8 | 9.7 | 10.4 | 9.7 | 9.5 | 10.2 | 10.4 | 10.4 | 10.4 | 183.3 | | |
| | | | | | | 10.6 | 10.0 | 10.1 | 10.5 | 10.5 | 10.1 | 10.1 | 10.1 | | | |
| | | | | | | 9.8 | 10.5 | | | | | | | | | |
| | | | | | | 10.3 | 10.5 | | | | | | | | | |
| | | | | | | 10.1 | 10.4 | | | | | | | | | |
| 6 | 2051 | YOUNG Darcee | VIC | 50.6 102.2 | 122.7 142.3 | 10.4 | 9.9 | 10.5 | 10.2 | 10.1 | 10.1 | 10.1 | 10.1 | 161.8 | | |
| | | | | | | 10.6 | 10.6 | 10.0 | 9.4 | 9.4 | 9.4 | 9.4 | 9.4 | | | |
| | | | | | | 10.5 | 10.1 | | | | | | | | | |
| | | | | | | 9.3 | 10.5 | | | | | | | | | |
| | | | | | | 9.8 | 10.5 | | | | | | | | | |
| 7 | 2039 | YOUNG Jadelyn | NSW | 49.7 100.6 | 120.9 | 10.4 | 10.8 | 10.0 | 10.2 | 10.2 | 10.2 | 10.2 | 10.2 | 141.0 | | |
| | | | | | | 10.3 | 10.3 | 10.3 | 9.9 | 9.9 | 9.9 | 9.9 | 9.9 | | | |
| | | | | | | 10.4 | 9.7 | | | | | | | | | |
| | | | | | | 9.8 | 10.2 | | | | | | | | | |
| | | | | | | 8.8 | 9.9 | | | | | | | | | |
| 8 | 2036 | STEY Savanna | QLD | 50.9 99.4 | | 10.0 | 9.4 | 10.8 | 10.8 | 10.8 | 10.8 | 10.8 | 10.8 | 120.3 | | |
| | | | | | | 10.7 | 10.0 | 10.1 | 10.1 | 10.1 | 10.1 | 10.1 | 10.1 | | | |
| | | | | | | 10.4 | 9.4 | | | | | | | | | |
| | | | | | | 9.7 | 10.1 | | | | | | | | | |
| | | | | | | 10.1 | 9.6 | | | | | | | | | |

Note
Please note that there are records equally achieved by several athletes and only the first to set the record is shown.
Refer to the Records list on ISSF website: www.issf-sports.org



OFFICIAL ISSF RESULTS PROVIDER



TRA ISSF National Championships 2024

RESULTS

WSPS 10M Air Rifle Standing

Men

Brisbane

FRI 29 MAR 2024, START TIME 08:45



| Bib No | Name | Nat | Series | | | | | | Total | Remarks |
|--------|---------------|-----|--------|------|------|------|------|------|--------------|---------|
| | | | 1 | 2 | 3 | 4 | 5 | 6 | | |
| 2005 | BATTYE Aaron | VIC | 85.7 | 85.9 | 73.5 | 79.2 | 79.6 | 89.5 | 493.4 | Q |
| 2004 | RAMSAY Dennis | VIC | 88.3 | 86.9 | 76.0 | 79.2 | 76.2 | 80.2 | 486.8 | Q |

Summary

Number of athletes on this list: 2; Total number of athletes: 4

Legend

Bib No Bib Number Nat Nation Q Qualification B3F8A92F

Version of 29 MAR 2024, 11:06 Q2000001A2903240845.20000000.WSPSARSTAND.0.00 7C98 5 Page 1 of 1

1.pdf



OFFICIAL ISSF RESULTS PROVIDER



TRA ISSF National Championships 2024

RESULTS

WSPS 10M Air Rifle Standing

Women

Brisbane

FRI 29 MAR 2024, START TIME 08:45



| Bib No | Name | Nat | Series | | | | | | Total | Remarks |
|--------|---------------|-----|--------|-------|-------|------|-------|------|-------|---------|
| | | | 1 | 2 | 3 | 4 | 5 | 6 | | |
| 2037 | SMITH Natalie | QLD | 99.4 | 100.2 | 101.7 | 98.9 | 101.2 | 99.9 | 601.3 | Q |

Summary

Number of athletes on this list: 1; Total number of athletes: 4

Legend

Bib No Bib Number Nat Nation Q Qualification DBEE687E

Version of 29 MAR 2024, 11:07 Q2000001A2903240845.40000000.WSPSARSTAND.0.00 7C98 5 Page 1 of 1
1.pdf



OFFICIAL ISSF RESULTS PROVIDER



TRA ISSF National Championships 2024

RESULTS

WSPS 10M Air Rifle Standing

SHVI

Brisbane

FRI 29 MAR 2024, START TIME 08:45



| Bib No | Name | Nat | Series | | | | | | Total | Remarks |
|--------|--------------|-----|--------|------|------|------|------|------|-------|---------|
| | | | 1 | 2 | 3 | 4 | 5 | 6 | | |
| 2042 | TILLER Alana | SA | 90.2 | 84.3 | 84.9 | 84.8 | 81.3 | 85.5 | 511.0 | Q |

Summary

Number of athletes on this list: 1; Total number of athletes: 4

Legend

Bib No Bib Number Nat Nation Q Qualification 29EE7475

Version of 29 MAR 2024, 11:07 Q200000IA2903240845.80000000.WSPSARSTAND.0.00 7C98 5 Page 1 of 1

1.pdf



PERFORMANCE SERIES



BRISBANE INTERNATIONAL SHOOTING CENTRE



SIUS OFFICIAL ISSF RESULTS PROVIDER

SIUS



OFFICIAL ISSF RESULTS PROVIDER



TRA ISSF National Championships 2024

RESULTS

10m AIR RIFLE MIXED TEAM

Qualification

Brisbane

FRI 29 MAR 2024, START TIME 14:30



| Rank | Bib No | Name | Series | | | Total | Remarks |
|----------|--------|---------------------|--------------|--------------|--------------|--------------|----------|
| | | | 1 | 2 | 3 | | |
| 1 | | ZELLBERG | 207.1 | 209.5 | 208.3 | 624.9 | Q |
| | 2011 | SAMPSON Dane | 104.0 | 104.8 | 104.0 | 312.8 | |
| | 2010 | UNGERANK Nadine | 103.1 | 104.7 | 104.3 | 312.1 | |
| 2 | | CHAJA | 207.5 | 209.3 | 206.6 | 623.4 | Q |
| | 2026 | ROSSITER Jack | 104.5 | 104.2 | 103.7 | 312.4 | |
| | 2017 | BLAND Charlotte | 103.0 | 105.1 | 102.9 | 311.0 | |
| 3 | | OMMM | 204.0 | 206.5 | 206.1 | 616.6 | Q |
| | 2038 | CARTWRIGHT Olivia | 101.3 | 103.3 | 104.6 | 309.2 | |
| | 2041 | EYLANDER Matilda | 102.7 | 103.2 | 101.5 | 307.4 | |
| 4 | | THECANES | 204.9 | 203.9 | 203.4 | 612.2 | Q |
| | 2015 | CANE James | 104.0 | 103.0 | 101.7 | 308.7 | |
| | 2013 | CANE Emily | 100.9 | 100.9 | 101.7 | 303.5 | |
| 5 | | DARSA | 202.1 | 205.2 | 202.9 | 610.2 | |
| | 2036 | STEY Savanna | 103.4 | 103.0 | 103.0 | 309.4 | |
| | 2051 | YOUNG Darcee | 98.7 | 102.2 | 99.9 | 300.8 | |
| 6 | | WAYO | 199.1 | 203.2 | 204.3 | 606.6 | |
| | 2039 | YOUNG Jadelyn | 102.8 | 103.2 | 101.8 | 307.8 | |
| | 2029 | WANG Angie | 96.3 | 100.0 | 102.5 | 298.8 | |
| 7 | | ALYK | 196.3 | 199.4 | 199.0 | 594.7 | |
| | 2020 | CHEN Kevin | 98.2 | 99.3 | 100.3 | 297.8 | |
| | 2022 | GALLON Alyce | 98.1 | 100.1 | 98.7 | 296.9 | |
| 8 | | MALU | 198.9 | 196.3 | 194.9 | 590.1 | |
| | 2040 | LI Lucas | 100.4 | 98.2 | 97.6 | 296.2 | |
| | 2035 | FORSYTH Matilda | 98.5 | 98.1 | 97.3 | 293.9 | |
| 9 | | SHARU | 193.4 | 194.5 | 195.0 | 582.9 | |
| | 2002 | HARRISON-LEE Shania | 98.9 | 98.1 | 100.1 | 297.1 | |
| | 2060 | YOUNG Ruby | 94.5 | 96.4 | 94.9 | 285.8 | |



PERFORMANCE SERIES



BRISBANE INTERNATIONAL SHOOTING CENTRE



SIUS OFFICIAL ISSF RESULTS PROVIDER



OFFICIAL ISSF RESULTS PROVIDER

| Rank | Bib No | Name | Series | | | Total | Remarks |
|-----------|--------|------------------|--------------|--------------|--------------|--------------|---------|
| | | | 1 | 2 | 3 | | |
| 10 | | ANJA | 182.1 | 190.6 | 186.2 | 558.9 | |
| | 2032 | POLETTO Anthony | 96.6 | 98.1 | 95.5 | 290.2 | |
| | 2052 | PARSHOTAM Jai | 85.5 | 92.5 | 90.7 | 268.7 | |
| 11 | | LAWLER | 183.9 | 186.1 | 188.6 | 558.6 | |
| | 2031 | LAWLER Elizabeth | 95.5 | 94.0 | 97.7 | 287.2 | |
| | 2030 | LAWLER Andrew | 88.4 | 92.1 | 90.9 | 271.4 | |
| 12 | | CONAR | 182.8 | 186.2 | 175.5 | 544.5 | |
| | 2018 | BLAND Connor | 91.4 | 94.5 | 96.3 | 282.2 | |
| | 2058 | PANDEY Arthur | 91.4 | 91.7 | 79.2 | 262.3 | |

Protest Date / Time:

Summary

Number of athletes on this list: 24; Total number of athletes: 24; Total number of teams: 12

Legend

Bib No Bib Number

Q

Qualification

172454CC

Version of 29 MAR 2024, 14:57

Q200000TA2903241430.1.ARMT.0.001.pdf

7C98

6

Page 2 of 2



OFFICIAL ISSF RESULTS PROVIDER



TRA ISSF National Championships 2024
INTERMEDIATE RESULTS
10m AIR RIFLE MIXED TEAM
Bronze Medal Match
Brisbane
FRI 29 MAR 2024, START TIME 15:30



| Rank | Name | Total | Remarks |
|------|--|-------|---------|
| 1 | OMMM CARTWRIGHT Olivia EYLANDER Matilda | 17 | |
| 2 | THECANES CANE Emily CANE James | 9 | |

Legend

CRC

Version of 29 MAR 2024, 16:47

B20004AT12903241530.1.ARMT.0.001.pdf

6 Page 1 of 1



PERFORMANCE
SERIES



BRISBANE
INTERNATIONAL
SHOOTING CENTRE



SIUS
OFFICIAL ISSF RESULTS PROVIDER



OFFICIAL ISSF RESULTS PROVIDER



TRA ISSF National Championships 2024
INTERMEDIATE RESULTS
10m AIR RIFLE MIXED TEAM
Gold Medal Match
 Brisbane
 FRI 29 MAR 2024, START TIME 16:30



| Rank | Name | Total | Remarks |
|------|--|-------|---------|
| 1 | ZELLBERG SAMPSON Dane UNGERANK Nadine | 16 | |
| 2 | CHAJA BLAND Charlotte ROSSITER Jack | 12 | |

Legend

CRC

Version of 29 MAR 2024, 17:19

G20005ATI2903241630.1.ARMT.0.001.pdf

6

Page 1 of 1



PERFORMANCE SERIES



BRISBANE INTERNATIONAL SHOOTING CENTRE



SIUS OFFICIAL ISSF RESULTS PROVIDER



OFFICIAL ISSF RESULTS PROVIDER



TRA ISSF National Championships 2024
RESULTS
50m RIFLE PRONE CHAMPIONSHIP
Men
 Brisbane
 SAT 30 MAR 2024, START TIME 08:30



| Bib No | Name | Nat | Series | | | | | | Total | Remarks |
|--------|--------------------|-----|--------|-------|-------|-------|-------|-------|-------|---------|
| | | | 1 | 2 | 3 | 4 | 5 | 6 | | |
| 2026 | ROSSITER Jack | SA | 103.6 | 103.7 | 102.9 | 102.6 | 102.7 | 103.1 | 618.6 | |
| 2011 | SAMPSON Dane | QLD | 103.7 | 102.2 | 102.1 | 101.6 | 102.6 | 104.3 | 616.5 | |
| 2023 | WRIGHT David | NSW | 102.0 | 100.8 | 103.0 | 102.4 | 102.9 | 102.7 | 613.8 | |
| 2034 | ZUNKER Steve | QLD | 100.1 | 100.4 | 101.5 | 100.6 | 102.7 | 100.8 | 606.1 | |
| 2043 | SONDERGELD Clinton | QLD | 99.9 | 98.6 | 102.0 | 100.5 | 101.4 | 101.6 | 604.0 | |
| 2012 | BROWN Jim | NSW | 100.5 | 102.6 | 103.0 | 98.6 | 96.6 | 102.2 | 603.5 | |
| 2016 | BLAND Shane | SA | 101.2 | 102.2 | 100.6 | 99.5 | 98.5 | 101.0 | 603.0 | |
| 2050 | WOODHOUSE Frederyk | QLD | 102.4 | 102.4 | 100.0 | 100.9 | 98.9 | 97.8 | 602.4 | |
| 2044 | MARTIN Phil | QLD | 100.9 | 100.7 | 102.0 | 98.4 | 99.8 | 99.6 | 601.4 | |
| 2045 | ROSE Stuart | NSW | 97.7 | 100.9 | 98.6 | 101.1 | 100.9 | 101.3 | 600.5 | |
| 2015 | CANE James | QLD | 98.5 | 100.5 | 101.3 | 100.8 | 98.9 | 98.5 | 598.5 | |
| 2028 | LOTT Chris | VIC | 101.7 | 98.8 | 99.9 | 97.9 | 99.5 | 97.9 | 595.7 | |
| 2030 | LAWLER Andrew | NSW | 98.7 | 99.0 | 97.4 | 100.1 | 100.5 | 99.5 | 595.2 | |
| 2055 | ECKEL Robert | QLD | 96.7 | 99.1 | 99.2 | 97.9 | 100.0 | 99.1 | 592.0 | |
| 2033 | BOASE Timothy | QLD | 97.2 | 98.1 | 99.7 | 98.9 | 98.0 | 96.9 | 588.8 | |
| 2046 | DANN Jim | NZL | 96.0 | 100.5 | 100.5 | 94.1 | 98.0 | 98.0 | 587.1 | |
| 2024 | JEPSEN Birger | QLD | 95.0 | 96.3 | 99.4 | 98.9 | 96.4 | 98.1 | 584.1 | |
| 2019 | BARDEN Kevin | QLD | 100.7 | 95.9 | 97.8 | 97.3 | 94.4 | 96.9 | 583.0 | |
| 2057 | DIMITROPOULOS John | QLD | 96.8 | 94.7 | 98.2 | 97.5 | 96.6 | 97.9 | 581.7 | |
| 2007 | KELLY Wayne | NSW | 94.9 | 90.5 | 97.8 | 100.6 | 95.7 | 97.1 | 576.6 | |
| 2021 | IRVIN-SPECK Andrew | SA | 94.2 | 98.9 | 92.8 | 95.5 | 96.6 | 94.8 | 572.8 | |
| 2001 | GLANVILLE Graham | TAS | 95.6 | 97.6 | 96.0 | 92.9 | 92.0 | 93.8 | 567.9 | |
| 2003 | YOUD Barry | TAS | 90.8 | 97.4 | 93.8 | 93.0 | 91.8 | 92.3 | 559.1 | |
| 2009 | SNEDDON Bradley | VIC | 93.4 | 87.9 | 92.1 | 90.1 | 85.0 | 87.2 | 535.7 | |

Summary

Number of athletes on this list: 24; Total number of athletes: 36

Legend

Bib No Bib Number Nat Nation D521B567
 Version of 30 MAR 2024, 11:29 I200000IA3003240830.20000000.RPRCHAMP.0.001.pdf 7C98 7 Page 1 of 1





TRA ISSF National Championships 2024
RESULTS
50m RIFLE PRONE CHAMPIONSHIP
Women
 Brisbane
 SAT 30 MAR 2024, START TIME 08:30



| Bib No | Name | Nat | Series | | | | | | Total | Remarks |
|--------|---------------------|-----|--------|-------|-------|-------|-------|-------|--------------|---------|
| | | | 1 | 2 | 3 | 4 | 5 | 6 | | |
| 2002 | HARRISON-LEE Shania | NZL | 105.2 | 99.6 | 104.7 | 103.8 | 101.6 | 103.6 | 618.5 | |
| 2010 | UNGERANK Nadine | AUT | 103.6 | 101.0 | 103.9 | 102.1 | 102.3 | 102.2 | 615.1 | |
| 2017 | BLAND Charlotte | SA | 99.3 | 101.8 | 102.8 | 99.6 | 101.2 | 101.7 | 606.4 | |
| 2038 | CARTWRIGHT Olivia | VIC | 99.2 | 99.0 | 103.0 | 102.3 | 100.5 | 101.1 | 605.1 | |
| 2027 | SMITH Susannah | NSW | 102.8 | 98.7 | 99.1 | 101.5 | 99.8 | 100.8 | 602.7 | |
| 2041 | EYLANDER Matilda | SA | 102.8 | 101.5 | 98.6 | 99.4 | 97.4 | 98.1 | 597.8 | |
| 2039 | YOUNG Jadelyn | NSW | 97.9 | 99.5 | 100.1 | 101.6 | 99.1 | 98.8 | 597.0 | |
| 2013 | CANE Emily | QLD | 100.2 | 100.3 | 100.4 | 95.0 | 100.6 | 100.0 | 596.5 | |
| 2029 | WANG Angie | SA | 95.8 | 94.6 | 91.3 | 95.1 | 97.4 | 96.5 | 570.7 | |
| 2031 | LAWLER Elizabeth | NSW | 100.2 | 90.4 | 91.4 | 92.9 | 98.9 | 94.8 | 568.6 | |
| 2051 | YOUNG Darcee | VIC | 93.6 | 97.5 | 94.8 | 91.0 | 92.2 | 94.7 | 563.8 | |
| 2008 | SNEDDON Lauren | VIC | 97.0 | 91.4 | 86.3 | 82.5 | 95.4 | 96.4 | 549.0 | |

Summary

Number of athletes on this list: 12; Total number of athletes: 36

Legend

Bib No Bib Number

Nat Nation

F0E2BE84

Version of 30 MAR 2024, 11:17

I200000IA3003240830.40000000.RPRCHAMP.0.001.pdf

7C98

7

Page 1 of 1



OFFICIAL ISSF RESULTS PROVIDER



TRA ISSF National Championships 2024
RESULTS
50m RIFLE PRONE CHAMPIONSHIP
Junior
 Brisbane
 SAT 30 MAR 2024, START TIME 08:30



| Bib No | Name | Nat | Series | | | | | | Total | Remarks |
|--------|-------------------|-----|--------|-------|-------|-------|-------|-------|-------|---------|
| | | | 1 | 2 | 3 | 4 | 5 | 6 | | |
| 2017 | BLAND Charlotte | SA | 99.3 | 101.8 | 102.8 | 99.6 | 101.2 | 101.7 | 606.4 | |
| 2038 | CARTWRIGHT Olivia | VIC | 99.2 | 99.0 | 103.0 | 102.3 | 100.5 | 101.1 | 605.1 | |
| 2015 | CANE James | QLD | 98.5 | 100.5 | 101.3 | 100.8 | 98.9 | 98.5 | 598.5 | |
| 2041 | EYLANDER Matilda | SA | 102.8 | 101.5 | 98.6 | 99.4 | 97.4 | 98.1 | 597.8 | |
| 2039 | YOUNG Jadelyn | NSW | 97.9 | 99.5 | 100.1 | 101.6 | 99.1 | 98.8 | 597.0 | |
| 2013 | CANE Emily | QLD | 100.2 | 100.3 | 100.4 | 95.0 | 100.6 | 100.0 | 596.5 | |
| 2029 | WANG Angie | SA | 95.8 | 94.6 | 91.3 | 95.1 | 97.4 | 96.5 | 570.7 | |
| 2051 | YOUNG Darcee | VIC | 93.6 | 97.5 | 94.8 | 91.0 | 92.2 | 94.7 | 563.8 | |
| 2008 | SNEDDON Lauren | VIC | 97.0 | 91.4 | 86.3 | 82.5 | 95.4 | 96.4 | 549.0 | |

Summary

Number of athletes on this list: 9; Total number of athletes: 36

Legend

Bib No Bib Number Nat Nation 799C468E
 Version of 30 MAR 2024, 11:27 I200000IA3003240830.20.RPRCHAMP.0.001.pdf 7C98 7 Page 1 of 1



OFFICIAL ISSF RESULTS PROVIDER



TRA ISSF National Championships 2024

RESULTS

R6 - Mixed 50m Rifle Prone SH1

Qualification

Brisbane

SAT 30 MAR 2024, START TIME 10:15



| Rank | FP | Bib No | Name | Nat | Series | | | | | | Total | Remarks |
|------|------|--------|---------|-----|--------|-------|-------|-------|-------|-------|-----------|---------|
| | | | | | 1 | 2 | 3 | 4 | 5 | 6 | | |
| 44 | 2056 | BRYDON | Scottie | NSW | 100.2 | 101.2 | 102.9 | 100.6 | 101.9 | 98.4 | 605.2 | Q |
| 46 | 2037 | SMITH | Natalie | QLD | 99.4 | 102.7 | 100.7 | 100.6 | 100.3 | 100.2 | 603.9 | Q |
| 48 | 2005 | BATTYE | Aaron | VIC | 70.7 | 61.6 | 87.5 | 87.5 | 87.4 | 93.4 | 488.1 A 2 | Q |
| 42 | 2004 | RAMSAY | Dennis | VIC | 80.8 | 80.0 | 75.8 | 77.8 | 89.1 | 78.6 | 482.1 | Q |

Protest Date / Time:

Summary

Number of athletes on this list: 4; Total number of athletes: 4

A 2 Athlete 2005 BATTYE Aaron (VIC) - ISSF Rule 6.11.5 Too many shots in an event or position

Legend

B4343F47

| | | | | | |
|--------|---------------|----|--------------|-----|--------|
| Bib No | Bib Number | FP | Firing Point | Nat | Nation |
| Q | Qualification | | | | |


Version of 30 MAR 2024, 11:30

Q200000IA3003241015.1.FR60PR_R6X.0.001.pdf

7C98

8

Page 1 of 1



OFFICIAL ISSF RESULTS PROVIDER



TRA ISSF National Championships 2024
INTERMEDIATE RESULTS
10m AIR RIFLE OPEN
Qualification
 Brisbane
 SAT 30 MAR 2024, START TIME 14:15



| Rank | Bib No | Name | Nat | Series | | | | | | Total | Remarks |
|------|--------|---------------------|-----|--------|-------|-------|-------|-------|-------|--------------|---------|
| | | | | 1 | 2 | 3 | 4 | 5 | 6 | | |
| | 2026 | ROSSITER Jack | SA | 104.4 | 105.5 | 105.1 | 105.7 | 104.0 | 104.6 | 629.3 | Q |
| 2 | 2011 | SAMPSON Dane | QLD | 105.5 | 104.7 | 104.3 | 104.6 | 104.6 | 103.3 | 627.0 | Q |
| 3 | 2010 | UNGERANK Nadine | AUT | 102.7 | 104.5 | 104.4 | 102.6 | 102.7 | 104.4 | 621.3 | Q |
| | 2015 | CANE James | QLD | 102.0 | 103.9 | 104.0 | 104.7 | 103.1 | 102.8 | 620.5 | Q |
| | 2017 | BLAND Charlotte | SA | 102.8 | 103.1 | 104.1 | 103.7 | 103.2 | 103.2 | 620.1 | Q |
| | 2038 | CARTWRIGHT Olivia | VIC | 103.5 | 102.8 | 102.9 | 100.7 | 103.2 | 104.4 | 617.5 | Q |
| | 2041 | EYLANDER Matilda | SA | 102.8 | 102.3 | 102.9 | 103.4 | 101.8 | 102.0 | 615.2 | Q |
| | 2013 | CANE Emily | QLD | 101.5 | 103.0 | 102.8 | 103.1 | 102.0 | 102.4 | 614.8 | Q |
| | 2039 | YOUNG Jadelyn | NSW | 102.5 | 101.0 | 103.8 | 103.3 | 102.0 | 100.6 | 613.2 | |
| | 2040 | LI Lucas | QLD | 100.2 | 99.6 | 102.4 | 101.2 | 101.1 | 103.8 | 608.3 | |
| | 2029 | WANG Angie | SA | 102.5 | 101.1 | 102.5 | 100.4 | 101.3 | 99.6 | 607.4 | |
| | 2051 | YOUNG Darcee | VIC | 101.3 | 97.9 | 99.6 | 100.5 | 102.7 | 102.2 | 604.2 | |
| | 2020 | CHEN Kevin | QLD | 94.4 | 96.2 | 97.9 | 100.6 | 100.5 | 100.0 | 589.6 | |
| | 2035 | FORSYTH Matilda | NSW | 92.8 | 100.8 | 100.7 | 99.3 | 97.6 | 96.8 | 588.0 | |
| | 2032 | POLETTA Anthony | QLD | 97.0 | 100.8 | 101.5 | 96.0 | 96.3 | 95.1 | 586.7 | |
| | 2002 | HARRISON-LEE Shania | NZL | 98.2 | 96.5 | 97.4 | 99.3 | 97.5 | 95.4 | 584.3 | |
| | 2028 | LOTT Chris | VIC | 95.4 | 92.8 | 91.8 | 98.3 | 98.1 | 96.5 | 572.9 | |
| | 2031 | LAWLER Elizabeth | NSW | 96.9 | 96.3 | 94.3 | 98.8 | 89.0 | 97.4 | 572.7 | |
| | 2030 | LAWLER Andrew | NSW | 92.4 | 96.9 | 95.3 | 89.1 | 95.4 | 96.4 | 565.5 | |
| | 2060 | YOUNG Ruby | NSW | 93.8 | 88.2 | 93.1 | 92.9 | 98.1 | 97.2 | 563.3 | |
| | 2018 | BLAND Connor | SA | 96.0 | 88.4 | 85.5 | 93.4 | 92.3 | 86.0 | 541.6 | |
| | 2007 | KELLY Wayne | NSW | 83.0 | 86.9 | 84.6 | 87.5 | 86.0 | 85.3 | 513.3 | |
| | 2054 | FAINT Rodney | QLD | 83.6 | 90.1 | 83.4 | 87.4 | 85.0 | 83.4 | 512.9 | |
| | 2022 | GALLON Alyce | QLD | | | | | | | | DNS |
| | 2052 | PARSHOTAM Jai | QLD | | | | | | | | DNS |

Summary

Number of athletes on this list: 25; Total number of athletes: 25

Legend

Bib No Bib Number DNS Did Not Start Nat Nation 5FDBC48D
 Q Qualification

Version of 30 MAR 2024, 15:28 Q20000All3003241415.1.AROPEN.0.001.pdf 7C98 10 Page 1 of 1



OFFICIAL ISSF RESULTS PROVIDER

TRA ISSF National Championships 2024

FINAL RESULTS

10m AIR RIFLE OPEN



Brisbane
SAT 30 MAR 2024, START TIME 16:30

| Rk | Bib No | Name | Nat | 1st Comp. Stage | | 2nd Competition Stage - Elimination | | | | | | Total | Remarks |
|----|--------|----------------------|-----|-----------------|--------------|-------------------------------------|--------------|--------------|--------------|--------------|--------------|--------------|---------|
| 1 | 2026 | ROSSITER Jack | SA | 52.6 | 105.1 | 126.4 | 147.5 | 168.0 | 188.9 | 210.0 | 231.0 | 251.9 | |
| | | | | 10.7 | 10.4 | 10.8 | 10.5 | 10.3 | 10.2 | 10.4 | 10.4 | 10.8 | |
| | | | | 10.7 | 10.5 | 10.5 | 10.6 | 10.2 | 10.7 | 10.7 | 10.6 | 10.1 | |
| | | | | 10.5 | 10.5 | | | | | | | | |
| | | | | 10.1 | 10.5 | | | | | | | | |
| | | | | 10.6 | 10.6 | | | | | | | | |
| 2 | 2010 | UNGERANK Nadine | AUT | 52.2 | 105.2 | 126.8 | 147.6 | 168.2 | 188.3 | 209.1 | 229.9 | 251.1 | |
| | | | | 10.5 | 10.4 | 10.8 | 10.5 | 10.4 | 9.9 | 10.4 | 10.3 | 10.5 | |
| | | | | 9.8 | 10.8 | 10.8 | 10.3 | 10.2 | 10.2 | 10.4 | 10.5 | 10.7 | |
| | | | | 10.3 | 10.4 | | | | | | | | |
| | | | | 10.9 | 10.7 | | | | | | | | |
| | | | | 10.7 | 10.7 | | | | | | | | |
| 3 | 2011 | SAMPSON Dane | QLD | 52.6 | 104.8 | 125.4 | 146.3 | 167.1 | 187.7 | 209.1 | | 229.6 | |
| | | | | 10.8 | 10.4 | 10.4 | 10.1 | 10.4 | 10.4 | 10.7 | 10.1 | | |
| | | | | 10.2 | 10.4 | 10.2 | 10.8 | 10.4 | 10.2 | 10.7 | 10.4 | | |
| | | | | 10.7 | 10.5 | | | | | | | | |
| | | | | 10.6 | 10.6 | | | | | | | | |
| | | | | 10.3 | 10.3 | | | | | | | | |
| 4 | 2017 | BLAND Charlotte | SA | 52.1 | 103.9 | 124.5 | 144.9 | 165.8 | 186.6 | | | 207.5 | |
| | | | | 10.3 | 10.0 | 10.0 | 10.5 | 10.7 | 10.6 | 10.8 | | | |
| | | | | 10.4 | 10.6 | 10.6 | 9.9 | 10.2 | 10.2 | 10.1 | | | |
| | | | | 10.5 | 10.2 | | | | | | | | |
| | | | | 10.4 | 10.3 | | | | | | | | |
| | | | | 10.5 | 10.7 | | | | | | | | |
| 5 | 2041 | EYLANDER Matilda | SA | 52.6 | 103.8 | 124.2 | 144.3 | 164.6 | | | | 185.0 | |
| | | | | 10.7 | 10.1 | 10.3 | 10.0 | 10.2 | 10.2 | | | | |
| | | | | 10.0 | 10.7 | 10.1 | 10.1 | 10.1 | 10.2 | | | | |
| | | | | 10.5 | 10.0 | | | | | | | | |
| | | | | 10.6 | 10.1 | | | | | | | | |
| | | | | 10.8 | 10.3 | | | | | | | | |
| 6 | 2013 | CANE Emily | QLD | 52.4 | 104.2 | 124.9 | 144.7 | | | | | 164.6 | SO |
| | | | | 10.6 | 10.5 | 10.2 | 9.7 | 9.5 | | | | | |
| | | | | 10.9 | 10.4 | 10.5 | 10.1 | 10.4 | | | | | |
| | | | | 9.8 | 10.7 | | | | | | | | |
| | | | | 10.6 | 10.3 | | | | | | | | |
| | | | | 10.5 | 9.9 | | | | | | | | |
| 7 | 2038 | CARTWRIGHT Olivia | VIC | 51.9 | 102.9 | 124.2 | | | | | | 143.4 | |
| | | | | 10.4 | 10.6 | 10.8 | 9.5 | | | | | | |
| | | | | 10.3 | 10.7 | 10.5 | 9.7 | | | | | | |
| | | | | 10.6 | 9.6 | | | | | | | | |
| | | | | 10.1 | 10.3 | | | | | | | | |
| | | | | 10.5 | 9.8 | | | | | | | | |
| 8 | 2015 | CANE James | QLD | 50.2 | 101.7 | | | | | | | 122.3 | |
| | | | | 10.3 | 10.2 | 10.1 | | | | | | | |
| | | | | 9.2 | 10.6 | 10.5 | | | | | | | |
| | | | | 10.6 | 9.6 | | | | | | | | |
| | | | | 10.1 | 10.5 | | | | | | | | |
| | | | | 10.0 | 10.6 | | | | | | | | |

Note
Please note that there are records equally achieved by several athletes and only the first to set the record is shown.
Refer to the Records list on ISSF website: www.issf-sports.org

Legend 0D778E3D

Bib No Bib Number Nat Nation Rk Rank
SO Athlete eliminated by Shoot-off for tie

Version of 30 MAR 2024, 17:53 F200000IA3003241630.1.AROPEN.0.001.pdf 7C98 10 Page 1 of 1



TRA ISSF National Championships 2024
RESULTS
10m AIR RIFLE OPEN
Junior
 Brisbane
 SAT 30 MAR 2024, START TIME 14:15



| Bib No | Name | Nat | Series | | | | | | Total | Remarks |
|--------|-------------------|-----|--------|-------|-------|-------|-------|-------|--------------|---------|
| | | | 1 | 2 | 3 | 4 | 5 | 6 | | |
| 2015 | CANE James | QLD | 102.0 | 103.9 | 104.0 | 104.7 | 103.1 | 102.8 | 620.5 | Q |
| 2017 | BLAND Charlotte | SA | 102.8 | 103.1 | 104.1 | 103.7 | 103.2 | 103.2 | 620.1 | Q |
| 2038 | CARTWRIGHT Olivia | VIC | 103.5 | 102.8 | 102.9 | 100.7 | 103.2 | 104.4 | 617.5 | Q |
| 2041 | EYLANDER Matilda | SA | 102.8 | 102.3 | 102.9 | 103.4 | 101.8 | 102.0 | 615.2 | Q |
| 2013 | CANE Emily | QLD | 101.5 | 103.0 | 102.8 | 103.1 | 102.0 | 102.4 | 614.8 | Q |
| 2039 | YOUNG Jadelyn | NSW | 102.5 | 101.0 | 103.8 | 103.3 | 102.0 | 100.6 | 613.2 | |
| 2040 | LI Lucas | QLD | 100.2 | 99.6 | 102.4 | 101.2 | 101.1 | 103.8 | 608.3 | |
| 2029 | WANG Angie | SA | 102.5 | 101.1 | 102.5 | 100.4 | 101.3 | 99.6 | 607.4 | |
| 2051 | YOUNG Darcee | VIC | 101.3 | 97.9 | 99.6 | 100.5 | 102.7 | 102.2 | 604.2 | |
| 2020 | CHEN Kevin | QLD | 94.4 | 96.2 | 97.9 | 100.6 | 100.5 | 100.0 | 589.6 | |
| 2035 | FORSYTH Matilda | NSW | 92.8 | 100.8 | 100.7 | 99.3 | 97.6 | 96.8 | 588.0 | |
| 2060 | YOUNG Ruby | NSW | 93.8 | 88.2 | 93.1 | 92.9 | 98.1 | 97.2 | 563.3 | |
| 2018 | BLAND Connor | SA | 96.0 | 88.4 | 85.5 | 93.4 | 92.3 | 86.0 | 541.6 | |
| 2052 | PARSHOTAM Jai | QLD | | | | | | | | DNS |

Summary

Number of athletes on this list: 14; Total number of athletes: 25

Legend

Bib No Bib Number DNS Did Not Start Nat Nation 992A1DE3
 Q Qualification

Version of 30 MAR 2024, 17:49 Q200000IA3003241415.20.AROPEN.0.001.pdf 7C98 10 Page 1 of 1



OFFICIAL ISSF RESULTS PROVIDER



TRA ISSF National Championships 2024
 RESULTS
 10m AIR RIFLE OPEN
 Veteran
 Brisbane
 SAT 30 MAR 2024, START TIME 14:15



| Bib No | Name | Nat | Series | | | | | | Total | Remarks |
|--------|--------------|-----|--------|------|------|------|------|------|-------|---------|
| | | | 1 | 2 | 3 | 4 | 5 | 6 | | |
| 2054 | FAINT Rodney | QLD | 83.6 | 90.1 | 83.4 | 87.4 | 85.0 | 83.4 | 512.9 | |

Summary

Number of athletes on this list: 1; Total number of athletes: 25

8C578E28

Legend

Bib No Bib Number

Nat Nation

Version of 30 MAR 2024, 16:40

Q200000IA3003241415.4000000.AROPEN.0.001.pdf

7C98 10

Page 1 of 1



BRISBANE INTERNATIONAL SHOOTING CENTRE



SIUS



OFFICIAL ISSF RESULTS PROVIDER



TRA National Championships 2024
BRISBANE INTERNATIONAL SHOOTING CENTRE
10M Air Rifle State Teams Open
RESULTS



SATURDAY 30 MARCH 2024

| Rank | Bib | Name | State | Series | | Team Total | Remarks |
|------|-----|------|-------|--------|-------|------------|---------|
| | | | | | Total | | |

OPEN

| SOUTH AUSTRALIA | | | | | | | |
|-----------------|------|-------------------|-----|--|--|-------|----------------|
| 1 | 2017 | BLAND Charlotte | SA | | | 620.1 | |
| | 2039 | ROSSITER Jack | SA | | | 629.3 | 1249.40 |
| QUEENSLAND | | | | | | | |
| 2 | 2011 | SAMPSON Dane | QLD | | | 627.0 | |
| | 2013 | CANE Emily | QLD | | | 614.8 | 1241.80 |
| VICTORIA | | | | | | | |
| 3 | 2038 | CARTWRIGHT Olivia | VIC | | | 617.5 | |
| | 2051 | YOUNG Darcee | VIC | | | 604.2 | 1221.7 |
| NEW SOUTH WALES | | | | | | | |
| 4 | 2039 | YOUNG Jadelyn | NSW | | | 613.2 | |
| | 2035 | FORSYTH Matilda | NSW | | | 588.0 | 1201.20 |

CHAMPION OF STATE CHAMPIONS - 10 METRES

| | | | | | | |
|---|------|-------------------|-----|--|--|--------------|
| 1 | 2026 | ROSSITER Jack | SA | | | 629.3 |
| 2 | 2015 | CANE James | QLD | | | 620.5 |
| 3 | 2038 | CARTWRIGHT Olivia | VIC | | | 617.5 |
| 4 | 2039 | YOUNG Jadelyn | NSW | | | 613.2 |



PERFORMANCE SERIES



BRISBANE INTERNATIONAL SHOOTING CENTRE



OFFICIAL ISSF RESULTS PROVIDER



TRA National Championships 2024
 BRISBANE INTERNATIONAL SHOOTING CENTRE
10M Air Rifle State Teams - Junior
RESULTS



SATURDAY 30 MARCH 2024

| Rank | Bib | Name | State | Series | | Team Total | Remarks |
|------------------------|------|-------------------|-------|--------|-------|----------------|---------|
| | | | | | Total | | |
| QUEENSLAND | | | | | | | |
| 1 | 2013 | CANE Emily | QLD | | 614.8 | 1235.30 | |
| | 2015 | CANE James | QLD | | 620.5 | | |
| SOUTH AUSTRALIA | | | | | | | |
| 2 | 2017 | BLAND Charlotte | SA | | 620.1 | 1235.30 | |
| | 2041 | EYLANDER Matilda | SA | | 615.2 | | |
| VICTORIA | | | | | | | |
| 3 | 2038 | CARTWRIGHT Olivia | VIC | | 617.5 | 1221.70 | |
| | 2035 | YOUNG Darcee | VIC | | 604.2 | | |
| NEW SOUTH WALES | | | | | | | |
| 4 | 2039 | YOUNG Jadelyn | NSW | | 613.2 | 1201.20 | |
| | 2035 | FORSYTH Matilda | NSW | | 588 | | |

Summary: Count back - ISSF Rule tie-break 6.15.5 and 6.15.1.b



OFFICIAL ISSF RESULTS PROVIDER



TRA National Championships 2024

BRISBANE INTERNATIONAL SHOOTING CENTRE

Position Champion

RESULTS

SATURDAY 30 MARCH 2024



| Rank | Bib | Name | State | Events | | | Total |
|------|-----|------|-------|--------|--------|---------|-------|
| | | | | 3 x 20 | AR M/W | AR Open | |

OPEN

| | | | | | | | |
|----|------|-------------------|-----|--------|-------|-------|----------------|
| 1 | 2011 | SAMPSON Dane | QLD | 580.31 | 626 7 | 627 0 | 1833 7 |
| 2 | 2026 | ROSSITER Jack | SA | 575.25 | 623 1 | 629 3 | 1828 4 |
| 3 | 2010 | UNGERANK Nadine | AUT | 583.28 | 619 4 | 621 3 | 1823 7 |
| 4 | 2038 | CARTWRIGHT Olivia | VIC | 566.11 | 621 8 | 617 5 | 1804 13 |
| 6 | 2017 | BLAND Charlotte | SA | 559.14 | 618 5 | 621 1 | 1798 6 |
| 7 | 2015 | CANE James | QLD | 562.14 | 613 2 | 620 5 | 1795 7 |
| 8 | 2013 | CANE Emily | QLD | 560.11 | 619 5 | 614 8 | 1793 13 |
| 9 | 2041 | EYLANDER Matilda | SA | 570.18 | 607 1 | 615 2 | 1792 3 |
| 10 | 2039 | YOUNG Jadelyn | NSW | 544.11 | 611 3 | 613 2 | 1768 5 |
| 11 | 2028 | LOTT Chris | VIC | 531.11 | 575 4 | 572 9 | 1678 13 |

TOP WOMAN

| | | | | | | | |
|---|------|-------------------|-----|--------|-------|-------|----------------|
| 1 | 2010 | UNGERANK Nadine | AUT | 583.28 | 619 4 | 621 3 | 1823 7 |
| 2 | 2038 | CARTWRIGHT Olivia | VIC | 566.11 | 621 8 | 617 5 | 1804 13 |
| 3 | 2017 | BLAND Charlotte | SA | 559.11 | 618 5 | 621 1 | 1798 6 |
| 5 | 2013 | CANE Emily | QLD | 560.11 | 619 5 | 614 8 | 1793 13 |
| 6 | 2041 | EYLANDER Matilda | SA | 570.18 | 607 1 | 615 2 | 1792 3 |
| 7 | 2039 | YOUNG Jadelyn | NSW | 544.11 | 611 3 | 613 2 | 1768 5 |



PERFORMANCE SERIES



PERFORMANCE SERIES



BRISBANE INTERNATIONAL SHOOTING CENTRE



OFFICIAL ISSF RESULTS PROVIDER



TRA ISSF National Championships 2024
RESULTS
WSPS10m Air Rifle Prone
SH1
 Brisbane
 SUN 31 MAR 2024, START TIME 09:45



| Bib No | Name | Nat | Series | | | | | | Total | Remarks |
|--------|----------------|-----|--------|-------|-------|-------|-------|-------|-------|---------|
| | | | 1 | 2 | 3 | 4 | 5 | 6 | | |
| 2056 | BRYDON Scottie | NSW | 104.2 | 103.8 | 104.0 | 104.0 | 104.7 | 103.1 | 623.8 | Q |
| 2037 | SMITH Natalie | QLD | 104.2 | 102.0 | 103.7 | 105.5 | 103.4 | 103.8 | 622.6 | Q |
| 2005 | BATTYE Aaron | VIC | 95.6 | 96.0 | 92.1 | 99.1 | 98.0 | 102.9 | 583.7 | Q |
| 2004 | RAMSAY Dennis | VIC | 91.2 | 96.6 | 91.4 | 92.7 | 90.9 | 94.4 | 557.2 | Q |

Summary

Number of athletes on this list: 4; Total number of athletes: 7

Legend

6673F554

| Bib No | Bib Number | Nat | Nation | Q | Qualification |
|-------------------------------|------------|-----|---|------|---------------|
| Version of 31 MAR 2024, 10:33 | | | Q200000IA3103240945.4.AR60PRONE.0.001.pdf | 7C98 | 13 |



PERFORMANCE SERIES



BRISBANE INTERNATIONAL SHOOTING CENTRE



SIUS OFFICIAL ISSF RESULTS PROVIDER



OFFICIAL ISSF RESULTS PROVIDER



TRA ISSF National Championships 2024

RESULTS

WSPS10m Air Rifle Prone

SH2

Brisbane

SUN 31 MAR 2024, START TIME 09:45



| Bib No | Name | Nat | Series | | | | | | Total | Remarks |
|--------|-----------------|-----|--------|-------|-------|-------|-------|-------|-------|---------|
| | | | 1 | 2 | 3 | 4 | 5 | 6 | | |
| 2048 | WARD Trevor | QLD | 102.6 | 103.1 | 102.8 | 101.6 | 102.3 | 98.5 | 610.9 | Q |
| 2047 | BENNETT Michael | QLD | 100.2 | 102.5 | 100.2 | 100.9 | 99.3 | 100.4 | 603.5 | Q |


Summary

Number of athletes on this list: 2; Total number of athletes: 7

Legend

Bib No Bib Number Nat Nation Q Qualification 53E4616F

Version of 31 MAR 2024, 10:34 Q200000IA3103240945.8.AR60PRONE.0.001.pdf 7C98 13 Page 1 of 1



OFFICIAL ISSF RESULTS PROVIDER



TRA ISSF National Championships 2024
RESULTS
WSPS10m Air Rifle Prone
SHVI
 Brisbane
 SUN 31 MAR 2024, START TIME 09:45



| Bib No | Name | Nat | Series | | | | | | Total | Remarks |
|--------|--------------|-----|--------|-------|------|------|------|------|-------|---------|
| | | | 1 | 2 | 3 | 4 | 5 | 6 | | |
| 2042 | TILLER Alana | SA | 97.2 | 102.6 | 99.2 | 95.3 | 98.7 | 99.8 | 592.8 | Q |

Summary

Number of athletes on this list: 1; Total number of athletes: 7

Legend

Bib No Bib Number Nat Nation Q Qualification 98C44CC6
 Version of 31 MAR 2024, 10:34 Q200000IA3103240945.80000000.AR60PRONE.0.001.p 7C98 13 Page 1 of 1
 df




OFFICIAL ISSF RESULTS PROVIDER



TRA ISSF National Championships 2024
INTERMEDIATE RESULTS
50m RIFLE BENCH REST DAY1
Individual
 Brisbane
 SUN 31 MAR 2024, START TIME 08:30



| Rank | FP | Bib No | Name | Nat | Series | | | | | | Total | Remarks |
|------|----|--------|---------------------|-----|--------|-------|-------|-------|-------|-------|-------|---------|
| | | | | | 1 | 2 | 3 | 4 | 5 | 6 | | |
| | 35 | 3002 | NEALE Stuart | QLD | 107.0 | 105.1 | 105.2 | 106.9 | 105.6 | 106.9 | 636.7 | |
| 2 | 24 | 3017 | SCHULTZ Simon | QLD | 105.6 | 106.3 | 105.8 | 106.0 | 106.5 | 104.8 | 635.0 | |
| | 39 | 3029 | SONDERGELD Chloe | QLD | 106.0 | 105.5 | 105.6 | 105.1 | 106.1 | 104.6 | 632.9 | |
| | 29 | 3021 | WATTS Charlie | NSW | 105.3 | 104.7 | 105.4 | 105.3 | 106.4 | 105.5 | 632.6 | |
| | 27 | 3003 | CRESP Mark | SA | 105.4 | 105.8 | 106.1 | 104.8 | 104.9 | 105.4 | 632.4 | |
| | 34 | 3008 | MARSHALL Bob | NSW | 104.9 | 105.9 | 105.1 | 106.6 | 103.3 | 104.4 | 630.2 | |
| 7 | 30 | 3024 | TAYLOR Paul | NSW | 104.6 | 105.3 | 105.1 | 103.4 | 106.1 | 105.5 | 630.0 | |
| | 30 | 3028 | SONDERGELD Clinton | QLD | 104.9 | 104.2 | 105.6 | 104.3 | 105.8 | 105.0 | 629.8 | |
| 9 | 36 | 3019 | ARMSTRONG Peter | NSW | 105.5 | 104.6 | 105.4 | 104.0 | 105.2 | 104.8 | 629.5 | |
| | 23 | 3004 | EDWARDS Maureen | WA | 104.1 | 105.5 | 105.5 | 105.7 | 105.0 | 102.9 | 628.7 | |
| | 26 | 3005 | JENKINS David | NSW | 105.0 | 104.6 | 105.5 | 104.0 | 105.2 | 104.1 | 628.4 | |
| | 25 | 3007 | NEWTON Darren | NSW | 103.0 | 105.7 | 105.3 | 104.6 | 104.5 | 105.2 | 628.3 | |
| | 22 | 3009 | LA MACCHIA Adrian | WA | 104.4 | 104.4 | 104.7 | 103.3 | 106.3 | 104.3 | 627.4 | |
| | 31 | 3010 | ZUNKER Ross | QLD | 103.4 | 105.6 | 103.8 | 104.6 | 105.3 | 104.5 | 627.2 | |
| 15 | 37 | 3034 | PIPER Billy-joe | QLD | 104.9 | 104.7 | 104.8 | 103.8 | 104.9 | 103.9 | 627.0 | |
| | 40 | 3012 | KELLY Ivan | NSW | 105.3 | 103.6 | 104.6 | 104.1 | 103.5 | 105.3 | 626.4 | |
| | 38 | 3037 | SIMMONS Bill | QLD | 104.6 | 105.0 | 102.4 | 102.7 | 105.3 | 104.8 | 624.8 | |
| | 31 | 3016 | IRVIN-SPECK Andrew | SA | 104.3 | 102.8 | 106.3 | 104.7 | 102.7 | 103.4 | 624.2 | |
| | 40 | 3006 | JENKINS Danae | NSW | 103.7 | 104.3 | 101.5 | 105.4 | 104.3 | 104.8 | 624.0 | |
| | 37 | 3018 | NUNN Colin | VIC | 105.3 | 106.1 | 103.4 | 102.7 | 104.5 | 102.0 | 624.0 | |
| | 27 | 3035 | DIMITROPOULOS John | QLD | 103.1 | 104.4 | 104.5 | 103.5 | 104.7 | 102.0 | 622.2 | |
| 22 | 32 | 3023 | TAYLOR Cathy | NSW | 103.9 | 102.5 | 102.8 | 105.3 | 103.4 | 104.1 | 622.0 | |
| | 28 | 3020 | WATTS Kylie | NSW | 102.5 | 104.6 | 103.8 | 105.3 | 102.3 | 102.6 | 621.1 | |
| | 32 | 3031 | KARAMOSHOS Chris | VIC | 103.5 | 104.6 | 103.1 | 103.4 | 102.1 | 104.4 | 621.1 | |
| | 29 | 3014 | RICHARDSON Ken | QLD | 105.1 | 101.3 | 103.9 | 103.0 | 104.1 | 101.9 | 619.3 | |
| | 26 | 3011 | HALLIDAY Malcolm | WA | 103.2 | 102.0 | 101.5 | 104.2 | 102.0 | 105.5 | 618.4 | |
| | 28 | 3015 | BARDEN Kevin | QLD | 102.9 | 104.3 | 101.6 | 101.5 | 103.0 | 102.2 | 615.5 | |
| | 34 | 3022 | GUNNER Bob | NSW | 101.9 | 103.4 | 102.0 | 102.5 | 102.3 | 100.9 | 613.0 | |
| | 39 | 3036 | WARREN Phillip | QLD | 103.8 | 100.9 | 102.8 | 101.4 | 102.1 | 101.8 | 612.8 | |
| | 33 | 3030 | MARTIN Phil | QLD | 103.0 | 100.5 | 102.7 | 103.2 | 100.8 | 101.8 | 612.0 | |
| | 25 | 3025 | WYLES Paul | NSW | 101.7 | 101.7 | 101.3 | 104.3 | 103.0 | 99.3 | 611.3 | |
| | 35 | 3032 | CASSAR Derek | NSW | 100.9 | 102.7 | 102.4 | 100.3 | 103.3 | 100.2 | 609.8 | |
| 33 | 33 | 3013 | SAMPSON Rodney | QLD | 103.4 | 100.9 | 100.8 | 97.9 | 103.4 | 99.1 | 605.5 | |
| | 22 | 3038 | DIMITRAKAS Dimitros | QLD | 102.2 | 99.7 | 101.0 | 102.5 | 98.6 | 94.8 | 598.8 | |
| | 24 | 3026 | SHEEHY Roger | QLD | | | | | | | | |





TRA ISSF National Championships 2024

RESULTS

50m RIFLE BENCH REST DAY2

Individual

Brisbane

MON 1 APR 2024, START TIME 10:30



| Rank | FP | Bib No | Name | Nat | Series | | | | | | Total | Remarks |
|------|----|--------|---------------------|-----|--------|------------|-------|-------|-------|-------|-------|---------|
| | | | | | 1 | 2 | 3 | 4 | 5 | 6 | | |
| 1 | 33 | 3017 | SCHULTZ Simon | QLD | 105.3 | 105.6 | 104.8 | 106.3 | 105.5 | 105.8 | 633.3 | |
| | 31 | 3002 | NEALE Stuart | QLD | 107.1 | 104.9 | 105.0 | 105.8 | 105.1 | 103.4 | 631.3 | |
| | 39 | 3004 | EDWARDS Maureen | WA | 103.1 | 105.6 | 105.8 | 104.0 | 104.4 | 106.1 | 629.0 | |
| 4 | 34 | 3019 | ARMSTRONG Peter | NSW | 104.2 | 104.0 | 104.7 | 104.9 | 104.8 | 104.4 | 627.0 | |
| 5 | 32 | 3024 | TAYLOR Paul | NSW | 103.9 | 104.0 | 105.0 | 104.6 | 105.2 | 104.3 | 627.0 | |
| | 29 | 3007 | NEWTON Darren | NSW | 102.0 | 104.4 | 104.3 | 104.7 | 105.6 | 105.5 | 626.5 | |
| | 38 | 3006 | JENKINS Danae | NSW | 104.6 | 104.1 | 104.4 | 102.5 | 104.3 | 106.2 | 626.1 | |
| | 30 | 3003 | CRESP Mark | SA | 102.5 | 104.1 | 103.6 | 105.2 | 105.6 | 105.1 | 626.1 | |
| | 25 | 3005 | JENKINS David | NSW | 104.4 | 104.5 | 104.4 | 103.4 | 103.1 | 105.4 | 625.2 | |
| 10 | 26 | 3023 | TAYLOR Cathy | NSW | 105.5 | 103.4 | 103.0 | 104.6 | 103.2 | 105.1 | 624.8 | |
| | 37 | 3037 | SIMMONS Bill | QLD | 105.1 | 103.2 | 104.8 | 104.1 | 103.4 | 104.1 | 624.7 | |
| | 22 | 3035 | DIMITROPOULOS John | QLD | 104.2 | 103.8 | 104.1 | 104.9 | 103.5 | 104.0 | 624.5 | |
| | 23 | 3009 | LA MACCHIA Adrian | WA | 104.5 | 101.8 | 104.7 | 104.0 | 102.7 | 105.0 | 622.7 | |
| | 28 | 3008 | MARSHALL Bob | NSW | 104.2 | 102.3 | 104.3 | 104.8 | 103.9 | 103.1 | 622.6 | |
| 15 | 36 | 3034 | PIPER Billy-joe | QLD | 102.5 | 103.1 | 103.9 | 103.6 | 105.2 | 103.8 | 622.1 | |
| | 26 | 3012 | KELLY Ivan | NSW | 102.9 | 104.0 | 104.0 | 104.4 | 104.4 | 102.4 | 622.1 | |
| | 33 | 3016 | IRVIN-SPECK Andrew | SA | 103.6 | 104.6 | 102.1 | 104.9 | 104.2 | 102.6 | 622.0 | |
| | 21 | 3010 | ZUNKER Ross | QLD | 104.4 | 101.4 | 103.8 | 103.2 | 104.7 | 104.1 | 621.6 | |
| | 24 | 3021 | WATTS Charlie | NSW | 100.6 | 102.9 | 104.7 | 104.0 | 103.7 | 105.5 | 621.4 | |
| | 34 | 3028 | SONDERGELD Clinton | QLD | 101.5 | 102.8 | 103.1 | 105.8 | 104.9 | 102.9 | 621.0 | |
| | 30 | 3011 | HALLIDAY Malcolm | WA | 103.6 | 103.7 | 102.7 | 103.5 | 102.0 | 103.9 | 619.4 | |
| | 35 | 3031 | KARAMOSHOS Chris | VIC | 103.5 | 101.0 | 102.8 | 103.7 | 104.0 | 102.2 | 617.2 | |
| | 36 | 3032 | CASSAR Derek | NSW | 101.4 | 102.6 | 101.7 | 104.5 | 101.7 | 103.9 | 615.8 | |
| | 24 | 3020 | WATTS Kylie | NSW | 102.2 | 100.5 | 104.7 | 105.5 | 101.7 | 100.8 | 615.4 | |
| | 25 | 3018 | NUNN Colin | VIC | 102.8 | 101.6 | 101.9 | 104.0 | 101.1 | 101.6 | 613.0 | |
| | 31 | 3014 | RICHARDSON Ken | QLD | 102.1 | 102.4 | 100.6 | 102.8 | 101.3 | 102.9 | 612.1 | |
| | 38 | 3036 | WARREN Phillip | QLD | 101.1 | 103.1 | 100.6 | 103.1 | 100.8 | 99.6 | 608.3 | |
| | 32 | 3015 | BARDEN Kevin | QLD | 99.8 | 100.6 | 104.5 | 103.5 | 100.7 | 99.1 | 608.2 | |
| | 29 | 3025 | WYLES Paul | NSW | 99.1 | 101.4 | 101.6 | 104.3 | 100.1 | 101.4 | 607.9 | |
| | 37 | 3022 | GUNNER Bob | NSW | 97.4 | 100.5 | 103.0 | 101.8 | 100.7 | 101.9 | 605.3 | |
| 31 | 23 | 3013 | SAMPSON Rodney | QLD | 101.3 | 102.6 | 102.2 | 101.5 | 97.2 | 99.3 | 604.1 | |
| | 22 | 3029 | SONDERGELD Chloe | QLD | 101.1 | 94.0 | 99.3 | 100.9 | 102.9 | 103.6 | 601.8 | |
| | 39 | 3038 | DIMITRAKAS Dimitros | QLD | 100.5 | 98.5 | 96.9 | 102.1 | 99.7 | 100.3 | 598.0 | |
| | 35 | 3030 | MARTIN Phil | QLD | 95.8 | <u>8.9</u> | | | | | 104.7 | DNF |
| | | 3026 | SHEEHY Roger | QLD | | | | | | | | DNS |





TRA National Championships 2024

BRISBANE INTERNATIONAL SHOOTING CENTRE

50m BENCHREST OPEN

RESULTS

1 APRIL 2024



| Rank | Bib | Name | State | Series | | | Remarks |
|------|------|---------------------|-------|--------|-------|---------------|---------|
| | | | | Day 1 | Day 2 | Total | |
| 1 | 3017 | SCHULTZ Simon | QLD | 635.0 | 633.3 | 1268.3 | |
| 2 | 3002 | NEALE Stuart | QLD | 636.7 | 631.3 | 1268.0 | |
| 3 | 3003 | CRESP Mark | SA | 632.4 | 626.1 | 1258.5 | |
| 4 | 3004 | EDWARDS Maureen | WA | 628.7 | 629.0 | 1257.7 | |
| 5 | 3024 | TAYLOR Paul | NSW | 630.0 | 627.0 | 1257.0 | |
| 6 | 3019 | ARMSTRONG Peter | NSW | 629.5 | 627.0 | 1256.5 | |
| 7 | 3007 | NEWTON Darren | NSW | 628.3 | 626.5 | 1254.8 | |
| 8 | 3021 | WATTS Charlie | NSW | 632.6 | 621.4 | 1254.0 | |
| 9 | 3005 | JENKINS David | NSW | 628.4 | 625.2 | 1253.6 | |
| 10 | 3008 | MARSHALL Bob | NSW | 630.2 | 622.6 | 1252.8 | |
| 11 | 3028 | SONDERGELD Clinton | QLD | 629.8 | 621.0 | 1250.8 | |
| 12 | 3006 | JENKINS Danae | NSW | 624.0 | 626.1 | 1250.1 | |
| 13 | 3009 | LA MACCHIA Adrian | WA | 627.4 | 622.7 | 1250.1 | |
| 14 | 3037 | SIMMONS Bill | QLD | 624.8 | 624.7 | 1249.5 | |
| 15 | 3034 | PIPER Billy-joe | QLD | 627.0 | 622.1 | 1249.1 | |
| 16 | 3010 | ZUNKER Ross | QLD | 627.2 | 621.6 | 1248.8 | |
| 17 | 3012 | KELLY Ivan | NSW | 626.4 | 622.1 | 1248.5 | |
| 18 | 3023 | TAYLOR Cathy | NSW | 622.0 | 624.8 | 1246.8 | |
| 19 | 3035 | DIMITROPOULOS John | QLD | 622.2 | 624.5 | 1246.7 | |
| 20 | 3016 | IRVIN-SPECK Andrew | SA | 624.2 | 622.0 | 1246.2 | |
| 21 | 3031 | KARAMOSHOS Chris | VIC | 621.1 | 617.2 | 1238.3 | |
| 22 | 3011 | HALLIDAY Malcolm | WA | 618.4 | 619.4 | 1237.8 | |
| 23 | 3018 | NUNN Colin | VIC | 624.0 | 613.0 | 1237.0 | |
| 24 | 3020 | WATTS Kylie | NSW | 621.1 | 615.4 | 1236.5 | |
| 25 | 3029 | SONDERGELD Chloe | QLD | 632.9 | 601.8 | 1234.7 | |
| 26 | 3014 | RICHARDSON Ken | QLD | 619.3 | 612.1 | 1231.4 | |
| 27 | 3032 | CASSAR Derek | NSW | 609.8 | 615.8 | 1225.6 | |
| 28 | 3015 | BARDEN Kevin | QLD | 615.5 | 608.2 | 1223.7 | |
| 29 | 3036 | WARREN Phillip | QLD | 612.8 | 608.3 | 1221.1 | |
| 30 | 3025 | WYLES PAUL | NSW | 611.3 | 607.9 | 1219.2 | |
| 31 | 3022 | GUNNER Bob | NSW | 613.0 | 605.3 | 1218.3 | |
| 32 | 3013 | SAMPSON Rodney | QLD | 605.5 | 604.1 | 1209.6 | |
| 33 | 3038 | DIMITRAKAS Dimitros | QLD | 598.8 | 598.0 | 1196.8 | |
| 34 | 3030 | MARTIN Phil | QLD | 612.0 | 104.7 | 716.7 | DNF |



PERFORMANCE SERIES



BRISBANE INTERNATIONAL SHOOTING CENTRE



OFFICIAL ISSF RESULTS PROVIDER



TRA ISSF National Championships 2024

RESULTS

JIM SMITH MATCH DAY 1

Individual

Brisbane

SUN 31 MAR 2024, START TIME 12:00



| Rank | FP | Bib No | Name | Nat | Series | | | | | | Total | Remarks |
|------|----|--------|---------------------|-----|--------|-------|-------|-------|-------|-------|-------|---------|
| | | | | | 1 | 2 | 3 | 4 | 5 | 6 | | |
| 1 | 41 | 2011 | SAMPSON Dane | QLD | 105.5 | 103.9 | 103.7 | 102.8 | 102.9 | 103.6 | 622.4 | |
| 2 | 37 | 2002 | HARRISON-LEE Shania | NZL | 103.3 | 101.1 | 102.0 | 102.8 | 102.8 | 104.9 | 616.9 | |
| 3 | 47 | 2027 | SMITH Susannah | NSW | 103.6 | 101.9 | 102.6 | 98.7 | 103.2 | 103.0 | 613.0 | |
| 4 | 30 | 2017 | BLAND Charlotte | SA | 101.2 | 102.7 | 101.1 | 102.1 | 101.7 | 102.3 | 611.1 | |
| 5 | 35 | 2023 | WRIGHT David | NSW | 101.2 | 101.6 | 103.3 | 101.8 | 100.2 | 102.9 | 611.0 | |
| 6 | 36 | 2050 | WOODHOUSE Frederyk | QLD | 103.0 | 101.1 | 100.3 | 99.9 | 101.9 | 102.6 | 608.8 | |
| 7 | 31 | 2034 | ZUNKER Steve | QLD | 102.7 | 102.5 | 101.5 | 100.2 | 97.6 | 101.5 | 606.0 | |
| 8 | 46 | 2043 | SONDERGELD Clinton | QLD | 100.7 | 100.7 | 99.8 | 98.5 | 104.2 | 100.8 | 604.7 | |
| 9 | 28 | 2030 | LAWLER Andrew | NSW | 102.0 | 102.3 | 101.1 | 100.1 | 98.0 | 100.6 | 604.1 | |
| 10 | 23 | 2013 | CANE Emily | QLD | 100.6 | 102.2 | 101.6 | 96.8 | 103.1 | 99.7 | 604.0 | |
| 11 | 26 | 2046 | DANN Jim | NZL | 100.6 | 99.5 | 100.5 | 103.2 | 99.6 | 100.4 | 603.8 | |
| 12 | 45 | 2045 | ROSE Stuart | NSW | 96.3 | 100.9 | 101.7 | 101.2 | 101.4 | 101.4 | 602.9 | |
| 13 | 34 | 2016 | BLAND Shane | SA | 100.1 | 99.5 | 100.4 | 103.0 | 98.3 | 101.0 | 602.3 | |
| 14 | 24 | 2031 | LAWLER Elizabeth | NSW | 100.1 | 101.0 | 98.4 | 100.6 | 99.4 | 101.6 | 601.1 | |
| 15 | 39 | 2044 | MARTIN Phil | QLD | 101.8 | 101.3 | 99.0 | 99.1 | 99.0 | 99.1 | 599.3 | |
| 16 | 20 | 2012 | BROWN Jim | NSW | 98.2 | 98.2 | 100.3 | 102.0 | 100.1 | 100.4 | 599.2 | |
| 17 | 27 | 2055 | ECKEL Robert | QLD | 97.7 | 98.6 | 100.1 | 99.8 | 100.3 | 101.0 | 597.5 | |
| 18 | 32 | 2028 | LOTT Chris | VIC | 100.5 | 102.0 | 100.6 | 100.1 | 97.8 | 95.0 | 596.0 | |
| 19 | 43 | 2039 | YOUNG Jadelyn | NSW | 101.7 | 97.5 | 102.2 | 98.0 | 99.1 | 97.3 | 595.8 | |
| 20 | 22 | 2001 | GLANVILLE Graham | TAS | 99.3 | 99.7 | 98.0 | 100.3 | 95.9 | 101.0 | 594.2 | |
| 21 | 29 | 2054 | FAINT Rodney | QLD | 100.6 | 99.2 | 100.2 | 96.8 | 97.5 | 98.9 | 593.2 | |
| 22 | 25 | 2057 | DIMITROPOULOS John | QLD | 99.6 | 97.9 | 100.1 | 101.2 | 99.2 | 95.2 | 593.2 | |
| 23 | 33 | 2024 | JEPSEN Birger | QLD | 96.4 | 98.3 | 99.7 | 98.5 | 98.2 | 97.3 | 588.4 | |
| 24 | 18 | 2007 | KELLY Wayne | NSW | 94.8 | 95.9 | 98.1 | 93.4 | 97.8 | 99.3 | 579.3 | |
| 25 | 21 | 2019 | BARDEN Kevin | QLD | 94.2 | 95.8 | 98.5 | 99.2 | 94.0 | 96.5 | 578.2 | |
| 26 | 42 | 2008 | SNEDDON Lauren | VIC | 96.0 | 94.3 | 94.5 | 97.9 | 92.1 | 96.3 | 571.1 | |
| 27 | 44 | 2021 | IRVIN-SPECK Andrew | SA | 94.5 | 95.9 | 89.3 | 92.0 | 100.6 | 97.3 | 569.6 | |
| 28 | 38 | 2051 | YOUNG Darcee | VIC | 91.9 | 99.6 | 93.4 | 91.1 | 93.7 | 94.8 | 564.5 | |
| 29 | 40 | 2003 | YOU D Barry | TAS | 90.9 | 90.8 | 93.4 | 91.3 | 89.8 | 98.7 | 554.9 | |
| 30 | 17 | 2009 | SNEDDON Bradley | VIC | 85.0 | 86.0 | 97.4 | 89.1 | 98.0 | 95.7 | 551.2 | |

Protest Date / Time:

Summary

Number of athletes on this list: 30; Total number of athletes: 30

Legend

| | | | | | | |
|-------------------------------|------------|----|---------------------------------------|------|--------|-------------|
| Bib No | Bib Number | FP | Firing Point | Nat | Nation | 8160F933 |
| Version of 31 MAR 2024, 13:25 | | | I200000IA3103241200.1.JSMD1.0.001.pdf | 7C98 | 11 | Page 1 of 1 |



PERFORMANCE SERIES



BRISBANE INTERNATIONAL SHOOTING CENTRE



SIUS OFFICIAL ISSF RESULTS PROVIDER



OFFICIAL ISSF RESULTS PROVIDER



TRA National Championships 2024

BRISBANE INTERNATIONAL SHOOTING CENTRE

50M Benchrest - Grades

RESULTS

31 MARCH - 1 APRIL 2024



| Rank | Bib No | Name | State | Series | | | Remarks |
|------|--------|------|-------|--------|-------|-------|---------|
| | | | | Day 1 | Day 2 | Total | |

A GRADE

| | | | | | | | |
|----|------|--------------------|-----|-------|-------|--------|--|
| 1 | 3002 | NEALE Stuart | QLD | 636.7 | 631.3 | 1268.0 | |
| 2 | 3003 | CRESP Mark | SA | 632.4 | 626.1 | 1258.5 | |
| 3 | 3004 | EDWARDS Maureen | WA | 628.7 | 629.0 | 1257.7 | |
| 4 | 3007 | NEWTON Darren | NSW | 628.3 | 626.5 | 1254.8 | |
| 5 | 3021 | WATTS Charlie | NSW | 632.6 | 621.4 | 1254.0 | |
| 6 | 3005 | JENKINS David | NSW | 628.4 | 625.2 | 1253.6 | |
| 7 | 3008 | MARSHALL Bob | NSW | 630.2 | 622.6 | 1252.8 | |
| 8 | 3028 | SONDERGELD Clinton | QLD | 629.8 | 621.0 | 1250.8 | |
| 9 | 3006 | JENKINS Danae | NSW | 624.0 | 626.1 | 1250.1 | |
| 10 | 3009 | LA MACCHIA Adrian | WA | 627.4 | 622.7 | 1250.1 | |
| 11 | 3037 | SIMMONS Bill | QLD | 624.8 | 624.4 | 1249.2 | |
| 12 | 3012 | KELLY Ivan | NSW | 626.4 | 622.1 | 1248.5 | |
| 13 | 3018 | NUNN Colin | VIC | 624.0 | 613.0 | 1237.0 | |
| 14 | 3020 | WATTS Kylie | NSW | 621.1 | 615.4 | 1236.5 | |
| 15 | 3029 | SONDERGELD Chloe | QLD | 632.9 | 601.8 | 1234.7 | |
| 16 | 3025 | WYLES Paul | NSW | 611.3 | 607.9 | 1219.2 | |

B GRADE

| | | | | | | | |
|---|------|--------------------|-----|-------|-------|--------|-----|
| 1 | 3010 | ZUNKER Ross | QLD | 627.2 | 621.6 | 1248.8 | |
| 2 | 3016 | IRVIN-SPECK Andrew | SA | 624.2 | 622.0 | 1246.2 | |
| 3 | 3031 | KARAMOSHOS Chris | VIC | 621.1 | 617.2 | 1238.3 | |
| 4 | 3011 | HALLIDAY Malcolm | WA | 618.4 | 619.4 | 1237.8 | |
| 5 | 3014 | RICHARDSON Ken | QLD | 619.3 | 612.1 | 1231.4 | |
| 6 | 3032 | CASSAR Derek | NSW | 609.8 | 615.8 | 1225.6 | |
| 7 | 3015 | BARDEN Kevin | QLD | 615.5 | 608.2 | 1223.7 | |
| 9 | 3030 | MARTIN Phil | QLD | 612.0 | 104.7 | 716.7 | DNF |

C GRADE

| | | | | | | | |
|---|------|---------------------|-----|-------|-------|--------|--|
| 1 | 3035 | DIMITROPOULOS John | QLD | 622.2 | 624.5 | 1246.7 | |
| 2 | 3036 | WARREN Phillip | QLD | 612.8 | 608.3 | 1221.1 | |
| 3 | 3022 | GUNNER Bob | NSW | 613.0 | 605.3 | 1218.3 | |
| 4 | 3038 | DIMITRAKAS Dimitros | QLD | 598.8 | 598.0 | 1196.8 | |



PERFORMANCE SERIES



BRISBANE INTERNATIONAL SHOOTING CENTRE



OFFICIAL ISSF RESULTS PROVIDER



TRA National Championships 2024
BRISBANE INTERNATIONAL SHOOTING CENTRE
50m Benchrest Open State Teams
RESULTS

1 APRIL 2024



| Rank | Bib | Name | State | Series | | Team Total | Remarks |
|------|-----|------|-------|--------|-------|------------|---------|
| | | | | | Total | | |

NEW SOUTH WALES

| | | | | | | | |
|---|------|-----------------|-----|-------|-------|--------|---------------|
| 1 | 3007 | NEWTON Darren | NSW | 628.3 | 626.5 | 1254.8 | |
| | 3019 | ARMSTRONG Peter | NSW | 629.5 | 627.0 | 1256.5 | |
| | 3024 | TAYLOR Paul | NSW | 630.0 | 627.0 | 1257.0 | |
| | 3006 | JENKINS Danae | NSW | 624.0 | 626.1 | 1250.1 | 5018.4 |

QUEENSLAND

| | | | | | | | |
|---|------|--------------------|-----|-------|-------|--------|---------------|
| 2 | 3029 | SONDERGELD Chloe | QLD | 632.9 | 601.8 | 1234.7 | |
| | 3028 | SONDERGELD Clinton | QLD | 629.8 | 621.0 | 1250.8 | |
| | 3037 | SIMMONS Bill | QLD | 624.8 | 624.7 | 1249.5 | |
| | 3002 | NEALE Stuart | QLD | 636.7 | 631.3 | 1268.0 | 5003.0 |





TRA ISSF National Championships 2024

RESULTS

JIM SMITH MATCH DAY 2

Individual

Brisbane

MON 1 APR 2024, START TIME 08:30



| Rank | FP | Bib No | Name | Nat | Series | | | | | | Total | Remarks |
|------|----|--------|---------------------|-----|--------|-------|-------|-------|-------|-------|-------|---------|
| | | | | | 1 | 2 | 3 | 4 | 5 | 6 | | |
| | 26 | 2002 | HARRISON-LEE Shania | NZL | 102.5 | 103.8 | 104.6 | 103.9 | 101.0 | 102.6 | 618.4 | |
| 2 | 32 | 2011 | SAMPSON Dane | QLD | 104.4 | 104.0 | 101.3 | 101.5 | 103.3 | 103.6 | 618.1 | |
| | 40 | 2023 | WRIGHT David | NSW | 102.7 | 101.2 | 104.6 | 102.7 | 104.3 | 102.4 | 617.9 | |
| | 19 | 2034 | ZUNKER Steve | QLD | 103.2 | 104.6 | 100.7 | 100.5 | 101.5 | 102.8 | 613.3 | |
| | 21 | 2050 | WOODHOUSE Frederyk | QLD | 101.2 | 104.1 | 101.4 | 101.9 | 100.0 | 99.8 | 608.4 | |
| | 29 | 2027 | SMITH Susannah | NSW | 103.6 | 99.5 | 96.0 | 101.5 | 101.1 | 104.5 | 606.2 | |
| | 33 | 2028 | LOTT Chris | VIC | 103.3 | 99.3 | 99.0 | 98.3 | 100.4 | 104.3 | 604.6 | |
| | 47 | 2044 | MARTIN Phil | QLD | 100.9 | 100.9 | 98.7 | 103.3 | 99.7 | 100.1 | 603.6 | |
| | 28 | 2046 | DANN Jim | NZL | 102.6 | 100.2 | 99.0 | 100.8 | 101.5 | 99.3 | 603.4 | |
| | 23 | 2043 | SONDERGELD Clinton | QLD | 102.7 | 97.0 | 98.8 | 100.5 | 101.3 | 100.5 | 600.8 | |
| | 22 | 2016 | BLAND Shane | SA | 98.8 | 100.9 | 97.0 | 102.3 | 100.8 | 100.9 | 600.7 | |
| | 25 | 2055 | ECKEL Robert | QLD | 97.6 | 101.7 | 98.2 | 100.5 | 101.6 | 100.5 | 600.1 | |
| | 17 | 2057 | DIMITROPOULOS John | QLD | 100.5 | 98.6 | 100.6 | 99.8 | 99.1 | 100.4 | 599.0 | |
| | 31 | 2031 | LAWLER Elizabeth | NSW | 102.5 | 99.1 | 97.9 | 101.0 | 100.2 | 98.3 | 599.0 | |
| | 42 | 2012 | BROWN Jim | NSW | 97.6 | 98.6 | 101.1 | 101.1 | 100.7 | 99.8 | 598.9 | |
| | 34 | 2024 | JEPSEN Birger | QLD | 100.3 | 97.3 | 96.4 | 101.8 | 101.0 | 100.5 | 597.3 | |
| | 46 | 2045 | ROSE Stuart | NSW | 97.5 | 99.0 | 100.9 | 101.1 | 99.0 | 98.2 | 595.7 | |
| | 45 | 2019 | BARDEN Kevin | QLD | 100.9 | 97.8 | 100.2 | 97.9 | 98.6 | 97.9 | 593.3 | |
| | 43 | 2017 | BLAND Charlotte | SA | 98.2 | 96.1 | 98.0 | 99.2 | 101.5 | 98.8 | 591.8 | |
| | 38 | 2013 | CANE Emily | QLD | 98.0 | 97.1 | 98.1 | 99.9 | 100.9 | 97.5 | 591.5 | |
| | 36 | 2054 | FAINT Rodney | QLD | 99.7 | 95.6 | 97.7 | 100.0 | 98.5 | 98.7 | 590.2 | |
| | 27 | 2030 | LAWLER Andrew | NSW | 97.6 | 100.4 | 96.1 | 98.3 | 98.1 | 96.5 | 587.0 | |
| | 18 | 2007 | KELLY Wayne | NSW | 99.1 | 97.2 | 93.7 | 98.2 | 100.6 | 95.9 | 584.7 | |
| | 44 | 2001 | GLANVILLE Graham | TAS | 98.0 | 94.8 | 97.0 | 96.0 | 95.9 | 97.4 | 579.1 | |
| | 37 | 2021 | IRVIN-SPECK Andrew | SA | 95.3 | 93.7 | 99.8 | 94.2 | 95.6 | 95.8 | 574.4 | |
| | 20 | 2051 | YOUNG Darcee | VIC | 93.3 | 94.0 | 96.3 | 93.5 | 96.3 | 98.8 | 572.2 | |
| | 39 | 2008 | SNEDDON Lauren | VIC | 93.8 | 90.3 | 100.1 | 94.4 | 93.9 | 93.4 | 565.9 | |
| | 41 | 2003 | YOUNG Barry | TAS | 85.2 | 95.5 | 83.8 | 86.5 | 90.8 | 92.7 | 534.5 | |
| | 30 | 2009 | SNEDDON Bradley | VIC | 87.8 | 85.4 | 86.7 | 81.5 | 89.0 | 84.0 | 514.4 | |
| | | 2053 | MILLS Fiona | NZL | | | | | | | | DNS |
| | | 2039 | YOUNG Jadelyn | NSW | | | | | | | | DNS |



PERFORMANCE SERIES



BRISBANE INTERNATIONAL SHOOTING CENTRE



SIUS OFFICIAL ISSF RESULTS PROVIDER



OFFICIAL ISSF RESULTS PROVIDER



TRA National Championships 2024

BRISBANE INTERNATIONAL SHOOTING CENTRE

JIM SMITH MATCH OVERALL

RESULTS

1 APRIL 2024



| Rank | Bib No | Name | State | Series | | | Remarks |
|------|--------|---------------------|-------|--------|--------|--------|---------|
| | | | | Day 1 | Day 2 | Total | |
| 1 | 2011 | SAMPSON Dane | QLD | 622.4 | 618.1 | 1240.5 | |
| 2 | 2002 | HARRISON-LEE Shania | NZL | 616.9 | 618.4 | 1235.3 | |
| 3 | 2023 | WRIGHT David | NSW | 611.0 | 617.9 | 1228.9 | |
| 4 | 2034 | ZUNKER Steve | QLD | 606.0 | 613.3 | 1219.3 | |
| 5 | 2027 | SMITH Susannah | NSW | 613.0 | 606.2 | 1219.2 | |
| 6 | 2050 | WOODHOUSE Frederyk | QLD | 608.8 | 608.4 | 1217.2 | |
| 7 | 2046 | DANN Jim | NZL | 603.8 | 603.4 | 1207.2 | |
| 8 | 2043 | SONDERGELD Clinton | QLD | 604.7 | 600.8 | 1205.5 | |
| 9 | 2016 | BLAND Shane | SA | 602.3 | 600.7 | 1203.0 | |
| 10 | 2044 | MARTIN Phil | QLD | 599.3 | 603.6 | 1202.9 | |
| 11 | 2017 | BLAND Charlotte | SA | 611.1 | 591.8 | 1202.9 | |
| 12 | 2028 | LOTT Chris | VIC | 596.0 | 604.6 | 1200.6 | |
| 13 | 2031 | LAWLER Elizabeth | NSW | 601.1 | 599.0 | 1200.1 | |
| 14 | 2045 | ROSE Stuart | NSW | 602.9 | 595.7 | 1198.6 | |
| 15 | 2012 | BROWN Jim | NSW | 599.2 | 598.9 | 1198.1 | |
| 16 | 2055 | ECKEL Robert | QLD | 597.5 | 600.1 | 1197.6 | |
| 17 | 2013 | CANE Emily | QLD | 604.0 | 591.5 | 1195.5 | |
| 18 | 2057 | DIMITROPOULOS John | QLD | 593.2 | 599.00 | 1192.2 | |
| 19 | 2030 | LAWLER Andrew | NSW | 604.1 | 587.0 | 1191.1 | |
| 20 | 2024 | JEPSEN Birger | QLD | 588.4 | 597.3 | 1185.7 | |
| 21 | 2054 | FAINT Rodney | QLD | 593.2 | 590.2 | 1183.4 | |
| 22 | 2001 | GLANVILLE Graham | TAS | 594.2 | 579.1 | 1173.3 | |
| 23 | 2019 | BARDEN Barden | QLD | 578.2 | 593.3 | 1171.5 | |
| 24 | 2007 | KELLY Wayne | NSW | 579.3 | 584.7 | 1164.0 | |
| 25 | 2021 | IRVIN-SPECK Andrew | SA | 569.6 | 574.4 | 1144.0 | |
| 26 | 2008 | SNEDDON Lauren | VIC | 571.1 | 565.9 | 1137.0 | |
| 27 | 2051 | YOUNG Darcee | VIC | 564.5 | 572.2 | 1136.7 | |
| 28 | 2003 | YOU D Barry | TAS | 554.9 | 534.5 | 1089.4 | |
| 29 | 2009 | SNEDDON Bradley | VIC | 551.2 | 514.4 | 1065.6 | |
| 30 | 2039 | YOUNG Jadelyn | NSW | 595.8 | | 595.8 | |





TRA National Championships 2024
BRISBANE INTERNATIONAL SHOOTING CENTRE
JIM SMITH MATCH - JNR - VET - GRADES
RESULTS

1 APRIL 2024



| Rank | Bib No | Name | State | Series | | | Remarks |
|------|--------|------|-------|--------|-------|-------|---------|
| | | | | Day 1 | Day 2 | Total | |

A GRADE

| | | | | | | |
|----|------|---------------------|-----|-------|-------|---------------|
| 1 | 2002 | HARRISON-LEE Shania | NZL | 616.9 | 618.4 | 1235.3 |
| 2 | 2023 | WRIGHT David | NSW | 611.0 | 617.9 | 1228.9 |
| 3 | 2034 | ZUNKER Steve | QLD | 606.0 | 613.3 | 1219.3 |
| 4 | 2027 | SMITH Susannah | NSW | 613.0 | 606.2 | 1219.2 |
| 5 | 2050 | WOODHOUSE Frederyk | QLD | 608.8 | 608.4 | 1217.2 |
| 6 | 2043 | SONDERGELD Clinton | QLD | 604.7 | 600.8 | 1205.5 |
| 7 | 2016 | BLAND Shane | SA | 602.3 | 600.7 | 1203.0 |
| 8 | 2044 | MARTIN Phil | QLD | 599.3 | 603.6 | 1202.9 |
| 9 | 2028 | LOTT Chris | VIC | 596.0 | 604.6 | 1200.6 |
| 10 | 2045 | ROSE Stuart | NSW | 602.9 | 595.7 | 1198.6 |
| 11 | 2030 | LAWLER Andrew | NSW | 604.1 | 587.0 | 1191.1 |

B GRADE

| | | | | | | |
|---|------|--------------------|-----|-------|-------|---------------|
| 1 | 2017 | BLAND Charlotte | SA | 611.1 | 591.8 | 1202.9 |
| 2 | 2031 | LAWLER Elizabeth | NSW | 601.1 | 599.0 | 1200.1 |
| 3 | 2013 | CANE Emily | QLD | 604.0 | 591.5 | 1195.5 |
| 4 | 2019 | BARDEN Barden | QLD | 578.2 | 593.3 | 1171.5 |
| 5 | 2021 | IRVIN-SPECK Andrew | SA | 569.6 | 574.4 | 1144.0 |
| 6 | 2009 | SNEDDON Bradley | VIC | 551.2 | 514.4 | 1065.6 |

C GRADE

| | | | | | | |
|---|------|--------------------|-----|-------|-------|---------------|
| 1 | 2046 | DANN Jim | NZL | 603.8 | 603.4 | 1207.2 |
| 2 | 2057 | DIMITROPOULOS John | QLD | 593.2 | 599.0 | 1192.2 |
| 3 | 2024 | JEPSEN Birger | QLD | 588.4 | 597.3 | 1185.7 |
| 4 | 2054 | FAINT Rodney | QLD | 593.2 | 590.2 | 1183.4 |
| 5 | 2001 | GLANVILLE Graham | TAS | 594.2 | 579.1 | 1173.3 |
| 6 | 2007 | KELLY Wayne | NSW | 579.3 | 584.7 | 1164.0 |
| 7 | 2051 | YOUNG Darcee | VIC | 564.5 | 572.2 | 1136.7 |
| 8 | 2039 | YOUNG Jadelyn | NSW | 595.8 | | 595.8 |

D GRADE

| | | | | | | |
|---|------|----------------|-----|-------|-------|---------------|
| 1 | 2008 | SNEDDON Lauren | VIC | 571.1 | 565.9 | 1137.0 |
| 2 | 2003 | YOUD Barry | TAS | 554.9 | 534.5 | 1089.4 |





TRA National Championships 2024
BRISBANE INTERNATIONAL SHOOTING CENTRE
JIM SMITH MATCH - JNR - VET - GRADES



RESULTS

1 APRIL 2024

| Rank | Bib No | Name | State | Series | | | Remarks |
|------------------------------------|--------|------------------|-------|--------|-------|---------------|---------|
| | | | | Day 1 | Day 2 | Total | |
| JUNIOR | | | | | | | |
| 1 | 2017 | BLAND Charlotte | SA | 611.1 | 591.8 | 1202.9 | |
| 2 | 2013 | CANE Emily | QLD | 604.0 | 591.5 | 1195.5 | |
| 3 | 2008 | SNEDDON Lauren | VIC | 571.1 | 565.9 | 1137.0 | |
| 4 | 2051 | YOUNG Darcee | VIC | 564.5 | 572.2 | 1136.7 | |
| 5 | 2039 | YOUNG Jadelyn | NSW | 595.8 | | 595.8 | |
| VETERAN | | | | | | | |
| 1 | 2046 | DANN Jim | NZL | 603.8 | 603.4 | 1207.2 | |
| 2 | 2012 | BROWN Jim | NSW | 599.2 | 598.9 | 1198.1 | |
| 3 | 2055 | ECKEL Robert | QLD | 597.5 | 600.1 | 1197.6 | |
| 4 | 2054 | FAINT Rodney | QLD | 593.2 | 590.2 | 1183.4 | |
| 5 | 2001 | GLANVILLE Graham | TAS | 594.2 | 579.1 | 1173.3 | |
| 6 | 2019 | BARDEN Barden | QLD | 578.2 | 593.3 | 1171.5 | |
| 7 | 2003 | YOUNG Barry | TAS | 554.9 | 534.5 | 1089.4 | |
| CHAMPION OF STATE CHAMPIONS | | | | | | | |
| 1 | 2027 | SMITH Susannah | NSW | | | 613.0 | |
| 2 | 2034 | ZUNKER Steve | QLD | | | 606.0 | |





TRA National Championships 2024
BRISBANE INTERNATIONAL SHOOTING CENTRE
50m Prone Open State Teams
RESULTS
1 APRIL 2024



| Rank | Bib | Name | State | Series | | Team Total |
|------|-----|------|-------|--------|-------|------------|
| | | | | | Total | |

QUEENSLAND

| | | | | | | |
|---|------|--------------------|-----|--|-------|---------------|
| 1 | 2011 | SAMPSON Dane | QLD | | 618.1 | |
| | 2034 | ZUNKER Steve | QLD | | 613.3 | |
| | 2050 | WOODHOUSE Frederyk | QLD | | 608.4 | |
| | 2043 | SONDERGELD Clinton | QLD | | 600.8 | 2440.6 |

NEW SOUTH WALES

| | | | | | | |
|---|------|----------------|-----|--|-------|---------------|
| 2 | 2023 | WRIGHT David | NSW | | 617.9 | |
| | 2027 | SMITH Susannah | NSW | | 606.2 | |
| | 2045 | ROSE Stuart | NSW | | 595.7 | |
| | 2030 | LAWLER Andrew | NSW | | 587.0 | 2406.8 |





TRA National Championships 2024
BRISBANE INTERNATIONAL SHOOTING CENTRE
Prone Championship
RESULTS



MONDAY 1 APRIL 2024

| Rank | Bib | Name | State | Events | | | Total |
|------|------|---------------------|-------|----------|----------|----------|---------------|
| | | | | 50mChamp | JS Day 1 | JS Day 2 | |
| 1 | 2011 | SAMPSON Dane | QLD | 616.5 | 622.4 | 618.1 | 1857.0 |
| 2 | 2002 | HARRISON-LEE Shania | NZL | 618.5 | 616.9 | 618.4 | 1853.8 |
| 3 | 2023 | WRIGHT David | NSW | 613.8 | 611.0 | 617.9 | 1842.7 |
| 4 | 2034 | ZUNKER Steve | QLD | 606.1 | 606.0 | 613.3 | 1825.4 |
| 5 | 2027 | SMITH Susannah | NSW | 602.7 | 613.0 | 606.2 | 1821.9 |
| 6 | 2050 | WOODHOUSE Frederyk | QLD | 602.4 | 608.8 | 608.4 | 1819.6 |
| 7 | 2043 | SONDERGELD Clinton | QLD | 604.0 | 604.7 | 600.8 | 1809.5 |
| 8 | 2017 | BLAND Charlotte | SA | 606.4 | 611.1 | 591.8 | 1809.3 |
| 9 | 2016 | BLAND Shane | SA | 603.0 | 602.3 | 600.7 | 1806.0 |
| 10 | 2044 | MARTIN Phil | QLD | 601.4 | 599.3 | 603.6 | 1804.3 |
| 11 | 2012 | BROWN Jim | NSW | 603.5 | 599.2 | 598.9 | 1801.6 |
| 12 | 2045 | ROSE Stuart | NSW | 600.5 | 602.9 | 595.7 | 1799.1 |
| 13 | 2028 | LOTT Chris | VIC | 595.7 | 596.0 | 604.6 | 1796.3 |
| 14 | 2046 | DANN Jim | NZL | 587.1 | 603.8 | 603.4 | 1794.3 |
| 15 | 2013 | CANE Emily | QLD | 595.5 | 604.0 | 591.5 | 1791.0 |
| 16 | 2055 | ECKEL Robert | QLD | 592.0 | 597.5 | 600.1 | 1789.6 |
| 17 | 2030 | LAWLER Andrew | NSW | 595.2 | 604.1 | 587.0 | 1786.3 |
| 18 | 2057 | DIMITROPOULOS John | QLD | 581.7 | 593.2 | 599.0 | 1773.9 |
| 19 | 2024 | JEPSEN Birger | QLD | 584.1 | 588.4 | 597.3 | 1769.8 |
| 20 | 2031 | LAWLER Elizabeth | NSW | 568.6 | 601.1 | 599.0 | 1768.7 |
| 21 | 2019 | BARDEN Barden | QLD | 583.0 | 578.2 | 593.3 | 1754.5 |
| 22 | 2001 | GLANVILLE Graham | TAS | 567.9 | 594.2 | 579.1 | 1741.2 |
| 23 | 2007 | KELLY Wayne | NSW | 576.6 | 579.3 | 584.7 | 1740.6 |
| 24 | 2021 | IRVIN-SPECK Andrew | SA | 572.8 | 569.6 | 574.4 | 1716.8 |
| 25 | 2008 | SNEDDON Lauren | VIC | 549.0 | 571.1 | 565.9 | 1686.0 |
| 26 | 2003 | YOUNG Barry | TAS | 559.1 | 554.9 | 534.5 | 1648.5 |
| 27 | 2009 | SNEDDON Bradley | VIC | 535.7 | 551.2 | 514.4 | 1601.3 |
| 28 | 2039 | YOUNG Jadelyn | NSW | 597.0 | 595.8 | | 1192.8 |



OFFICIAL ISSF RESULTS PROVIDER



TRA National Championships 2024

BRISBANE INTERNATIONAL SHOOTING CENTRE

SLAZENGER TEAM

RESULTS



| | Bib | Name | State | Total |
|----|------|--------------------|-------|-------|
| 1 | 2026 | ROSSITER Jack | SA | 618.6 |
| 2 | 2011 | SAMPSON Dane | QLD | 616.5 |
| 3 | 2023 | WRIGHT David | NSW | 613.8 |
| 4 | 2034 | ZUNKER Steve | QLD | 608.1 |
| 5 | 2017 | BLAND Charlotte | SA | 606.4 |
| 6 | 2038 | CARTWRIGHT Olivia | VIC | 605.1 |
| 7 | 2043 | SONDERGELD Clinton | QLD | 604.0 |
| 8 | 2012 | BROWN Jim | NSW | 603.5 |
| 9 | 2016 | BLAND Shane | SA | 603.0 |
| 10 | 2027 | SMITH Susannah | NSW | 602.7 |
| 11 | 2050 | WOODHOUSE Frederyk | QLD | 602.4 |
| 12 | 2044 | MARTIN Phil | QLD | 601.4 |
| 13 | 2045 | ROSE Stuart | NSW | 600.5 |
| 14 | 2015 | CANE James | QLD | 598.5 |
| 15 | 2041 | EYLANDER Matilda | SA | 597.8 |
| 16 | 2039 | YOUNG Jadelyn | NSW | 597.0 |
| 17 | 2013 | CANE Emily | QLD | 596.5 |
| 18 | 2028 | LOTT Chris | VIC | 595.7 |
| 19 | 2030 | LAWLER Andrew | NSW | 595.2 |
| 20 | 2055 | ECKEL Robert | QLD | 592.0 |

TOTAL 12,058.72

WINNERS NEW ZEALAND 12,238.00

DIFFERENCE 179.28



OFFICIAL ISSF RESERVE PROVIDER